



EUROPEAN FISHERIES CONTROL AGENCY

EFCA ANNUAL REPORT 2014

Legal basis:

Articles 14 and 23(2)(b) of Council Regulation (EC) No 768/2005¹ as amended by Regulation (EC) No 1224/2009², Article 47 of the Financial Regulation of EFCA³.

The Annual Report 2014 follows the Activity Based Management System under the Multiannual Work Programme 2014-2018 and Annual Work Programme 2014 adopted on 15 October 2013.

¹ OJ of the European Union L 128 of 21.05.2005, p.1.

² OJ of the European Union L 343 of 22.12.2009, p.1.

³ AB Decision No 13-W-09 of 31 December 2013.

Table of Contents

Foreword by the Chair	5
Introductory Statement by the Executive Director	6
Executive Summary	7
Part I – Achievements of the year	9
1.1. Background.....	9
1.2. Main initiatives within the multiannual framework 2014-2018	10
1.3. Operational Activities	17
1.3.1. Operational Coordination	17
1.3.1.1. North Sea and Baltic Sea	19
1.3.1.2. North Atlantic and Western Waters	23
1.3.1.3. Mediterranean and Black Sea	30
1.3.2 Programmes, plans and assessment	36
1.3.3 Data monitoring and networks.....	42
1.3.4. Training	48
1.3.5. Maritime Surveillance, Pooled Capacities and IUU	53
Part II - Governance and horizontal support.....	60
2.1 Governance and representation	60
2.1.1 Administrative Board	60
2.1.2 Advisory Board	62
2.1.3 Representation and Networks	63
2.1.4 Communication	66
2.2 Horizontal support.....	68
2.2.1 Major events.....	68
2.2.2 Budgetary and financial management	68
2.2.3 Human Resources (HR) management	72
2.2.4 Budget implementation tasks entrusted to other services and entities ...	75
2.2.5 Procurement.....	75
2.2.6 IT	76
2.2.7 Facilities	77
2.2.8 Data protection and access to documents	78
Part III. Building Blocks of Assurance.....	78
3.1. Assessment by management.....	78
3.2 Compliance and Effectiveness of Internal Control System	80
3.3 Legality and Regularity of transactions	83
3.3.1 Ex-ante and ex-post controls.....	83

3.3.2	Exception Reporting	84
3.4	Risk Management	84
3.5	Assessment of audit results during the reporting year	85
3.5.1	Internal Audit Service (IAS)	85
3.5.2	Internal Audit Capability (IAC)	85
3.5.3	European Court of Auditors (ECA)	86
3.5.4	External Evaluations.....	86
3.6	Follow up of audit plans, audits and recommendations	89
3.7	Follow up of observations from the Discharge authority	90
PART IV.	Management assurance.....	90
4.1	Review of the elements supporting assurance	90
4.2	Reservations and overall conclusion on assurance	91
4.2.1	Statement of the Internal Control Coordinator	92
4.2.2	Declaration of Assurance	93
ANNEXES	94
Annex I.	Core Business statistics.....	94
1.	North Sea JDP 2014 – Activity records.....	94
2.	Baltic Sea JDP 2014 – Activity records.....	98
3.	NAFO & NEAFC	102
4.	Western Waters	106
5.	MED JDP 2014 – Activity records	114
6.	EFCA 2014 training activities summary	117
Annex II.	Statistics on financial management	119
Annex III.	Organisational chart	122
Annex IV.	Establishment plan.....	123
Annex V.	Information on entry levels for each type of post.....	124
Annex VI.	Human resources by job type.....	125
Annex VII.	Specific tables	126
1.	Administrative Board decisions	126
2.	Procurement	127
Annex VIII.	Materiality criteria	129
Annex IX.	Annual Accounts 2014	130
Annex X.	Executive Director KPIs	131
Annex XI.	Administrative Board's analysis and assessment.....	132
Annex XII.	List of acronyms and abbreviations	134
Annex XIII.	List of terms and projects	137

Foreword by the Chair

This Annual Report illustrates the high level of performance of the European Fisheries Control Agency (EFCA) when carrying out its tasks during 2014. EFCA made an important contribution to a smooth implementation of the new elements of the reformed Common Fisheries Policy. It worked particularly hard with the Member States to prepare the monitoring of the landing obligation by brokering cooperation, promoting interoperability and building common capacities.

Beyond these achievements, the Annual Report also demonstrates the high degree of efficiency and effectiveness that Member States and the European Commission all can reach together and with the active support of ECFA, in a sensible and joint implementation of the control regime applying to the Common Fisheries Policy.

As Chair of the Administrative Board, in which all Member States and the Commission are represented, I am confident that we are all together on a good way to reach a level playing field and to promote a culture of compliance with the rules of the Common Fisheries Policy. Bearing in mind that these complex rules are in the first place to be implemented by national administrations, with all their different traditions and cultures, ECFA's daily work is key in supporting those administrations to achieve the high level of compliance, which is indispensable for reaching the objectives of the Common Fisheries Policy.

Introductory Statement by the Executive Director

The EFCA Annual Report for 2014 is written in accordance with the newly established annual reporting framework worked out by the inter agencies network and approved by the European Commission. This Annual Report has the ambition to provide the EFCA Administrative Board, the European Parliament, the European Council, the European Commission including the Internal Audit Service, the European Court of Auditors and the European Citizens with a comprehensive and transparent insight of the achievements of the Agency in accordance with its Annual work programme of 2014. The resources granted by the European Union budget have been fully used reaching 99% of commitment execution and 88% in payment. I can give the reasonable assurance that the resources were assigned and used in total compliance with the principles derived from the EU Financial Regulation. You will read the total dedication of EFCA staff to assist the Member States and the European Commission in the preparation of the monitoring of the landing obligation, including the rolling out of new Data Network systems as required by the EU Control Regulation, the making of additional modules of the Core Curricula for the training of fisheries inspectors, and the synergies developed within the Member States regional fora for joint efforts for the monitoring of the then future landing obligation.

In addition, as the landing obligation includes some species not covered by a specific control and inspection programme, the EFCA Administrative Board approved an expanded cooperation approach with the Member States, coined as PACT for Partnership, Accountability (compliance), Cooperation and Transparency.

The coordination of the ongoing Joint Deployment Plans reached a significant intensity with an increase of the inspections in the different areas compared to the previous year, which have led to around 12,700 inspections. Five Joint Deployment Plans have been implemented and the development of a year-round activity continued, covering a wider range of species with permanent exchange of information and intelligence.

The Agency also supported the European Commission in providing support in activities related to Regional Fisheries Management Organisations in the fight against Illegal, Unreported and Unregulated (IUU) fishing activities and in capacity building missions in third countries, including in the framework of sustainable fisheries partnership agreements.

During 2014, EFCA held 47 training activities and trained according to its key performance indicators more than 10% of the Union inspectors.

This very successful year was sadly marked by the death of the Chair of EFCA Administrative Board, Mr Jörgen Holmquist, who passed away in March.

EFCA Administrative Board elected a new Chair during its October 2014 meeting, Mr Reinhard Priebe, with whom I will continue working hand in hand to achieve even improved cooperation and assistance to our partners in the Member States and the European Commission.

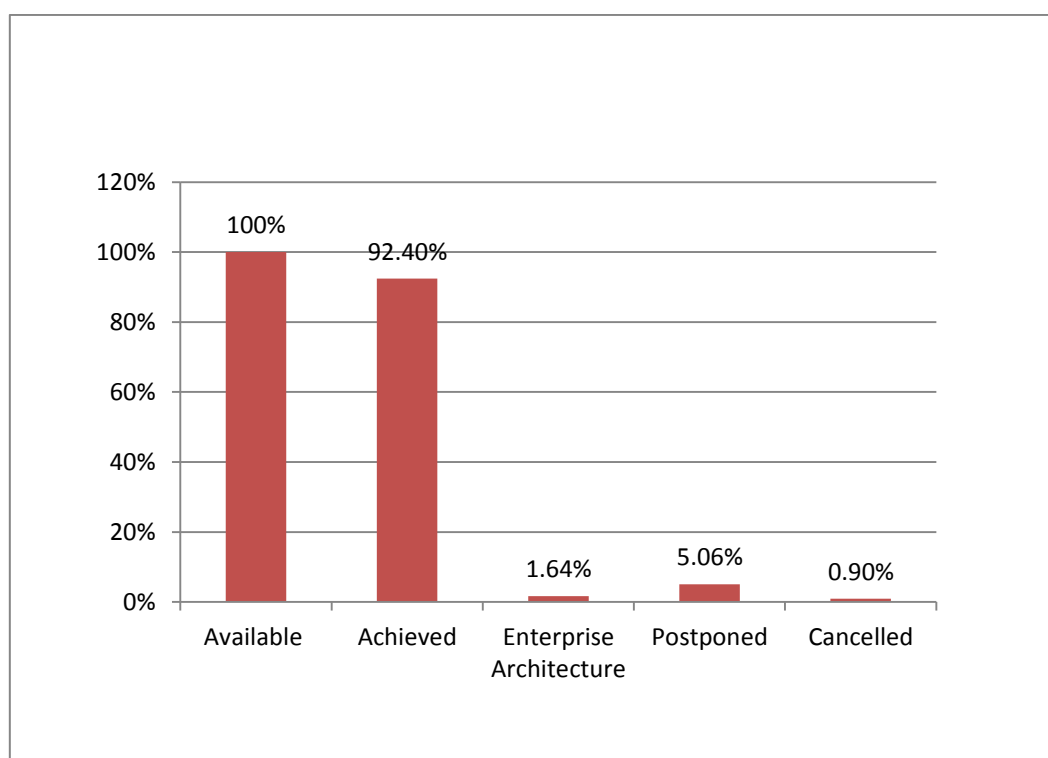
The objectives of the Agency remain well-founded: achieving a culture of compliance, the level playing field and cost effectiveness in the control of the Common Fisheries Policy.

Executive Summary

Within the context of facing increasing challenges EFCA has carried out a broad exercise to strengthen its business model through rationalisation, simplification and streamlining the organisation, in order to face the implementation of new tasks in the Common Fisheries Policy with belt-tightening due to a budget frozen at 2013 levels and a decrease of the staff. This new model has set the driving framework for the coming years and endeavours to respond to the priorities set up in EFCA's multiannual and annual work programmes as adopted by the Administrative Board.

During 2014 significant achievements have been made, with EFCA at the vanguard of cooperation, promoting effective and uniform application of the Common Fisheries Policy rules and guaranteeing a level playing field with cost efficiency:

EFCA activities – overall achievements 2014⁴



- The landing obligation has been to the forefront of the operational priorities; to pave the way for its implementation from January 2015 onwards, EFCA has moved ahead with different initiatives, *inter alia*: facilitating the discussion for a risk strategy matrix, strengthening cooperation with leading regional bodies, namely the Baltic Sea Fisheries Forum (BALTFISH) and the Scheveningen group, assisting in the preparation of guidelines for Union inspectors in the Baltic Sea, a dedicated project in the Joint Deployment Plans (JDPs) and an awareness raising campaign.

⁴ Available = 2014 budget as voted
 Achieved = 2014 budget consumed and carried-forward for 2014 activities
 Enterprise Architecture = the portion scheduled for 2015
 Postponed = 2014 budget carried-forward for 2015 activities
 Cancelled = 2014 budget cancelled and not carried-forward.

It is worth noting the preparatory work done during 2014 for future joint (Member States/EFCA) methods and procedures for risk analysis in the context of the landing obligation.

- Since 2014 all the JDPs are multispecies, multiannual and continuous during the year, with five JDPs and a Joint Control Work Programme. There was a yearly increase of the inspections coordinated by EFCA in the JDPs up to around 12,700, with more than 700 suspected infringements detected. The exchanges of Member States inspectors have continued during 2014 and a new Special Mixed Team has been set up in the Mediterranean JDP, to follow Bluefin tuna farms at the time of inspection of caging activities.

Efficiency and effectiveness in the JDPs performance has been guided by risk analysis and management. With the objective to enhance the use of risk based approach in the implementation of the JDPs, a project on the establishment of common working procedures for the implementation of regional risk management has been launched. The project aims to develop a standard process and associated guidelines for the assessment and management of a priority threat and to review the data exchange protocol used by Member States in sharing their lists of targets for inspection.

- Special effort has been undertaken to train Union inspectors, Member States officials and third countries officials. This has led to a considerable rise in the number of trained officials (842), 44% more than in 2013 (585), and the number of courses have risen from 27 in 2013 to 47 in 2014, an increase of 74%.

Furthermore, within the framework of the new Common Fisheries Policy, in order to ensure compliance at international level, EFCA, with the support of the Member States, provided technical assistance to officials from Cape Verde, Gabon, Ivory Coast, Curacao and South Korea.

The Core Curricula course on “Port Inspection” (handbook and manual for trainers) was completed and was made available on the EU bookshop website. The following CC courses have been approved by the Steering Group on Training and Exchange of Experience: “Introduction to fisheries inspection”, “Identify the entity to inspect”, “Surveillance and Transshipment”.

- New technology is paramount to improving maritime surveillance; with that aim EFCA has engaged in different ongoing projects, testing new technologies and taking active part in the creation of a decentralised maritime information exchange system (CISE).
- EFCA operates new collaborative tools such as Fishnet, the Electronic Reporting System (ERS), the Electronic Inspection Report system (EIR), and the new updated Marsurv service, which are available to Member States. The JDP decisions taken in December 2014 already embedded the use of Data Management systems.
- In the fight against IUU, the Agency supported the European Commission in the preparation and conduction of evaluations/audits in eight countries: Ecuador, Solomon Islands, Fiji, Tuvalu, Cape Verde, South Korea, Philippines and Thailand. A risk methodology project to apply a basic uniform view of the challenges, and to focus the resources on the problem consignments in the catch certification schema for fisheries products under the IUU Regulation, has been initiated.
- In 2014 EFCA implemented its new Financial Regulation and developed the implementing rules to underpin the new Staff regulations.

- In line with the Roadmap on the follow-up to the Common Approach on EU decentralised agencies, EFCA developed its Conflict of Interests policy, and Anti-fraud strategy and undertook the preparatory work with the European Commission for a Working arrangement between DG MARE and EFCA for the Agency's international activities.
- EFCA has implemented 99.1% (98.6% in 2013) of the voted commitment appropriations, and 88.4% (83.9% in 2013) of the payment appropriations. The level of carry forward 2014-2015 has been 11% of the total budget, in comparison to the 15% of the previous year.

Part I – Achievements of the year

1.1. Background

The Agency in brief

To improve governance and to contribute to a level playing field in European fisheries, EFCA has been established as an independent EU body to assist the Member States (MS) and the European Commission in the implementation of the provisions of the Common Fisheries Policy in the area of control, inspection and surveillance⁵.

In accordance with its founding regulation⁶, the Agency's **mission** is *"to promote the highest common standards for control, inspection and surveillance under the Common Fisheries Policy"*.

EFCA functions at the highest level of excellence and transparency with a view to developing the necessary confidence and cooperation of all parties involved and, in so doing, to ensure effectiveness and efficiency of its operations.

Activity Based Management System

In accordance with the Activity Based Management System (ABMS) approach approved by the Administrative Board on 19 October 2010, EFCA accomplishes its mission through its two operational activities and one functional activity integral to its operation as an independent EU body:

- **Operational activities**
 - Operational Coordination⁷

Organisation of the operational coordination of control activities by Member States for the implementation of specific control and inspection programmes, international control and inspection schemes adopted by Regional Fisheries Management Organisations (RFMOs), and operational plans upon request of two or more Member States.

⁵ Special Report n° 7/2007 on the control, inspection and sanction systems relating to the rules on the conservation of Community fisheries resources together with the Commission's replies.

⁶ Regulation (EC) No 768/2005 of 26 April 2005 establishing a Community Fisheries Control Agency.

⁷ Activity code: 1 (ABMS).

- Capacity Building⁸

Assistance to the Member States and the European Commission in the area of control, inspection and surveillance, with specific regard to activities enhancing the potential of national enforcement services to apply the rules of the CFP in a uniform and effective manner. These activities include reporting and exchange of data on fishing, control and inspection activities, arranging the accessibility of those data to the Coordination Centre in Charge (CCIC) and Associated Coordination Centres (ACCs), developing and coordinating training programmes, fighting against IUU and the possible acquisition of equipment necessary for the implementation of JDPs or on the request of Member States.

• **Functional activity**

- Governance and Representation⁹

For the purpose of the functioning of EFCA as an independent EU body, all activities deployed in support of the Administrative Board, the Advisory Board, inter-agency cooperation, representation and communication are considered as EU governance activities. The resources allocated to EFCA's functional activity are linked to the general objectives and are carried out in close connection with its operational activities.

EFCA estimates its horizontal support costs separately, which are then distributed within each of the 3 activities explained above. The figures presented for Activity Based Budgeting (ABB)/Activity Based Costing (ABC) for each activity include the horizontal support expenditure. All the relevant information can be found under section 2.2.2 Budgetary and financial management and under each Annual work programme (AWP) activity.

1.2. Main initiatives within the multiannual framework 2014-2018

EFCA's multiannual framework is marked, *inter alia*, by the implementation of the features of the new Common Fisheries Policy that entered into force on 1 January 2014, the recommendations issued by the Administrative Board following the 5 year external independent evaluation of the European Fisheries Control Agency on 15 March 2012, the revised Framework Financial Regulation (FFR) and the Road map on the follow-up to the common approach on EU decentralised agencies.

➤ **Evolution of Joint Deployment Plans**

In accordance with the Multiannual work programme (MWP) and EFCA 5 year independent external evaluation and issuing of Administrative Board recommendations¹⁰, EFCA JDPs

⁸ Activity code: 2 (ABMS).

⁹ Activity code: 3 (ABMS).

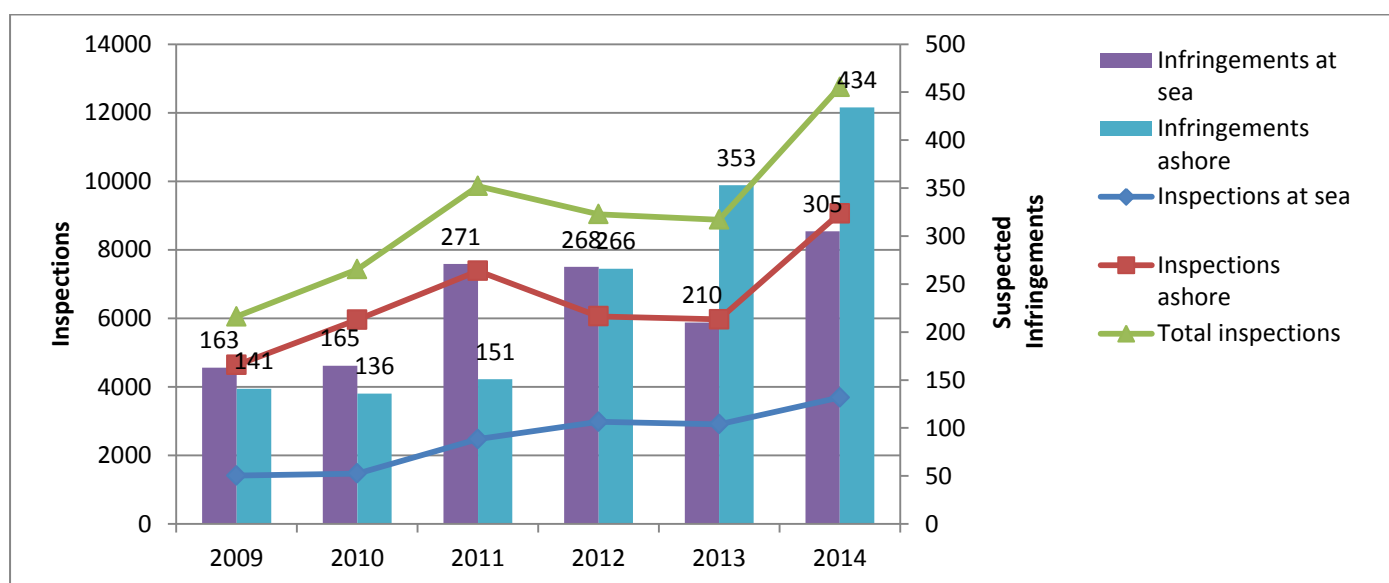
¹⁰ http://www.efca.europa.eu/pages/home/docs_basicdocs.htm

continued to develop towards a year-round activity, covering a wider range of species with permanent exchange of information and intelligence.

In 2014, the Mediterranean JDP scope was enlarged to cover swordfish and small pelagic in the Adriatic Sea. It means that currently all JDPs are multispecies, multiannual (same validity as the Specific Control and Inspection Programme (SCIP)) and continuous all year round.

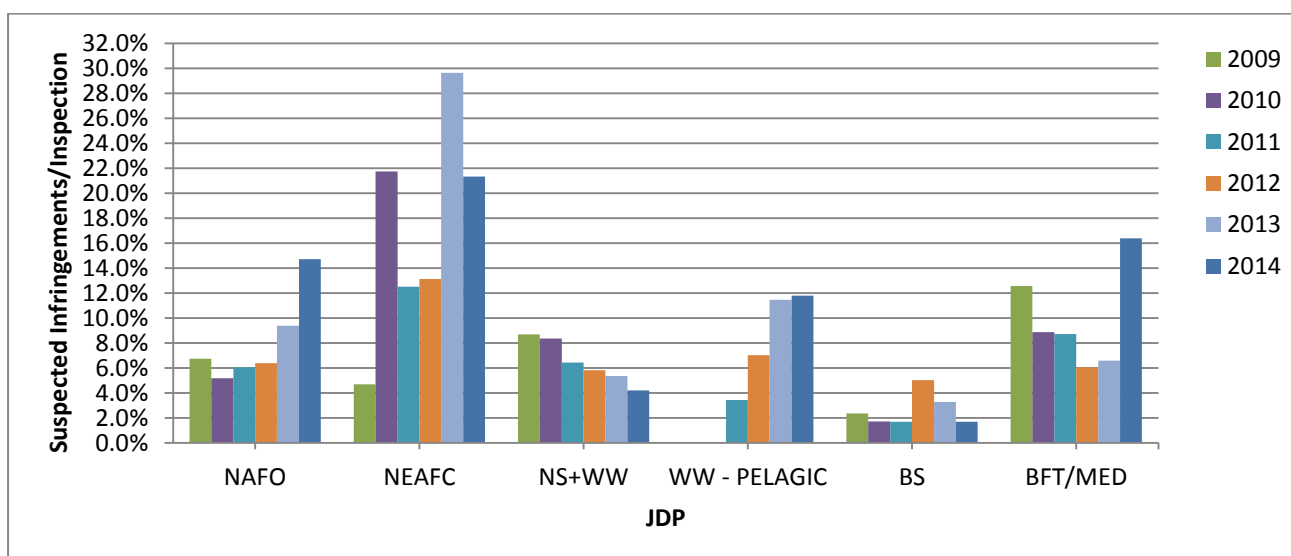
The results of the cooperation between Member States regarding the implementation of the JDPs have shown an increase up to around 12,700 inspections. This can be explained by the fact that JDPs are now permanent and have a longer scope than in 2013, especially in the North Sea and the Baltic Sea.

EVOLUTION OF JDPs FROM 2009



The ratio of suspected infringements by inspection in the different areas is provided below. The evolution this year shows an increase in the ratio of suspected infringements discovered in the Mediterranean Sea JDP, mostly due to the increase of scope of the JDP from only bluefin tuna to other species in the Mediterranean Sea. In other JDPs no noticeable changes were observed.

RATIO FOR SUSPECTED INFRINGEMENT BY INSPECTION IN JDPs FROM 2009

➤ **Regional risk management project**

EFCA is highly committed in promoting a regional risk-based approach to the control operations in close partnership with Member States. During 2014, a dedicated multiannual project to review the risk analysis and management systems in place within the European Union Waters JDP areas was launched (Kick-off meeting 19-20 February 2014 in Copenhagen, DK). The project aims at establishing common working procedures for the implementation of regional risk management through the common discussion, sharing and exchanging of the results of each Member State's risk analyses systems.

A specific project-related technical expert's workshop was organised in Gothenburg, SE, on the 17-18 June 2014. During this workshop standard procedures contributing respectively to the medium and short-term level of JDP coordination were discussed, namely:

- Methodology for the risk-based management of priority fishery threats;
- Pooling and sharing of target for controls identified by Member States.

The discards threat has been introduced as a case study to test the standard procedures in elaboration. This has permitted that as from an early stage Member States and EFCA jointly develop methods and procedures for risk analysis in the context of the landing obligation. Synergies with the on-going JDPs projects on record/estimation of discards were explored, namely in the development of methods able to determine likelihood of occurrence (e.g. "last haul" analysis).

In the last meeting in Porto in December 2014 the developments achieved during the above mentioned technical meetings were presented and discussed with the members of the EU waters Regional Steering Groups (plenary meeting). The project will continue during 2015.

➤ Cost effectiveness

EFCA, through the Focus Group on cost-effectiveness created by the Administrative Board, developed in 2013 a methodology for the assessment of JDP costs. A standard model to estimate the unit cost of patrol means was developed.

The use of each patrol asset (patrol vessel, aircraft or national land team) per time unit can be estimated considering different components: costs of labour of inspectors and crew, fuel consumption, maintenance, depreciation and insurance. The model uses different sources for the estimation of standard costs like salaries (Eurostat) or fuel price. When not available for the year of the estimation, some average annual increment is used. Unit costs are then multiplied by the control effort reported by Member States.

The methodology was used to produce an estimation of costs of 2013 JDPs. A report has been completed and submitted to the Administrative Board, after being sent to the different regional steering groups for comments.

The total estimated cost of all JDP operations during 2013 were as follows (M€):

Coordination	Land inspection	Sea inspection	Air inspection	Total
4,6	0,3	34,9	3,6	43,4

It is envisaged to perform the JDP costs estimation every year, in consultation with Member States. Some additional ad hoc survey will be necessary to update unit costs. Results could be used as input to cost efficiency analysis. The model could also be used in the future in the planning of JDPs to compare deployment options.

➤ Compliance evaluation

The Administrative Board Focus Group on compliance evaluation decided to initiate a pilot project to develop a methodology for compliance evaluation. It focused on certain selected fisheries (pelagic fisheries in Western Waters, Bluefin tuna fishery in the Mediterranean Sea and demersal fisheries in the southern North Sea) as means of developing the methodology. The pilot project on these three fisheries showed a positive trend in compliance in the three cases during the last years.

The framework methodology for the evaluation of compliance in fisheries was delivered and endorsed by the Administrative Board.

Different methods compose EFCA's compliance methodology:

Compliance Evaluation Method
Temporal trends of infringements
Estimates of non-allocated catches
Methods of alternative catch estimates, compared with official landings data
EFCA Regional Risk analysis results
Interviews of control experts
Questionnaires on compliance
Market analyses

The end product of the compliance evaluation exercise is presented as an 'index' based on the different compliance evaluation methods. It will require a partnership between EFCA and the Member States concerned.

➤ **New Common Fisheries Policy: Implementation of the landing obligation**

a) Landing obligation project implementation in JDPs

EFCA draft recommendations for the monitoring of the landing obligation were presented and discussed with stakeholders at the EFCA Seminar in Dubrovnik in January 2014. The Administrative Board, considering the EFCA recommendations, endorsed the launching of a project to implement the landing obligation in the framework of the JDPs. The project focused first on compliance with the requirements for accurate recording of discards in the Baltic Sea, Western Waters (Small Pelagic Species) and Mediterranean Sea (Adriatic Sea) JDP areas, as the fisheries covered are subject to the landing obligation from 1 January 2015.

A dedicated project was, as agreed, presented to each of the Regional Steering Groups concerned in May 2014 and incorporated to the respective JDPs. The project has been encompassed within the JDP normal control and inspection effort and target sea inspections by introducing this specific objective in some campaigns. Data collection ("*last haul*" data) has been undertaken, with participation of MS inspectors and assistance from EFCA staff in the field.

The project progress report has been presented to the Regional Steering Groups. Risk based matrixes by fisheries have been prepared, composed of discard data (historical data from STECF/ICES), Member States official data, and "*last haul*" observations). This data will be used for the preparation of regional risk analysis in the different areas and identify the major risks of non-compliance with the landing obligation. This risk analysis has already been done for the Baltic Sea in cooperation with the BALTFISH.

As part of the project, a raising awareness campaign on the obligation to record discards was initiated in March 2014. A communication has been published on the EFCA website. Dissemination of the campaign in some regional Advisory Councils (AC) has been taken place throughout 2014.

b) Assistance to regional bodies: cooperation with the Scheveningen Group and BALTFISH

Cooperation was engaged from EFCA with the specialised control group of the two constituted regional bodies created by Member States and active in the framework of the regionalisation of the recently adopted CFP¹¹ new basic regulation: Scheveningen and BALTFISH. This cooperation has been especially important on the implementation of the landing obligation:

- Regarding Scheveningen, cooperation to prepare a first risk analysis with regard to the small pelagic fisheries in the North Sea and Western Waters was provided. Further cooperation was initiated in order to deliver a first risk analysis for the demersal fisheries in the area.
- Regarding BALTFISH:

¹¹ Regulation (EU) No 1380/2013; OJ of the European Union L 295 of 6.11.2013, p. 11.

- Two meetings were organised with the delivery of an updated risk analysis in the Baltic Sea area in November 2014. EFCA also participated to different forums together with national authorities and stakeholders to prepare the implementation of the landing obligation. A permanent project to cooperate during 2015 with BALTFISH has been agreed.
- Upon the request of BALTFISH, EFCA assists the Member States in the preparation of guidelines for inspectors in the context of the introduction of the landing obligation as from January 2015.

➤ **Gothenburg seminar and the new PACT approach**

EFCA organised a Focus Group seminar in Gothenburg on 25 June 2014 as a follow up of the work undertaken since the Dubrovnik seminar in January 2014. The necessary common approach and the key features of the Regulation to adapt the EU acquis to the entry into force of the landing obligation (the so called “Omnibus Regulation”), the possible use of the European Maritime and Fisheries Fund (EMFF) for fisheries control and the implementation of the landing obligation were discussed.

The reformed CFP introduces a landing obligation for some species not currently covered by SCIPs and hence JDPs. In order that Member States are able to benefit to the fullest extent from EFCA services with regard to the application of the new CFP, it was considered that best service delivery may be achievable via an integrated approach utilising both established JDP coverage and ‘assistance’ as provided for in article 7 of the EFCA founding regulation¹². The concept of an expanded service delivery model was presented to participants at the EFCA seminar in Gothenburg and received a positive response from both Member States and the European Commission.

The services EFCA provides to Member States are developed and delivered under the guiding principles of Partnership, Accountability, Cooperation and Transparency. These principles are encompassed in the useful conceptual acronym ‘PACT’. The PACT approach is applicable to the provision of both JDP and non-JDP services to Member States.

This concept has been incorporated to the MWP 2015-2019 and will serve as a basis to provide assistance to Member States and the European Commission on a structured way.

➤ **Data Monitoring and Networks**

During the course of 2014, EFCA continued the work with the development and enhancement of IT projects in order to provide the best collaborative tools to the Member States and fostering interoperability and common information availability. This was shown by the release and roll out of Fishnet and Electronic Reporting System (ERS), in line with the positive multiannual priorities for the period. Fishnet was used during coordination activities, assisting all involved parties to exchange documents, conduct meetings and plan activities in a transparent and user friendly way.

Furthermore, the EFCA ERS was made available to all Member States and the decisions were made to start using the exchange of fishing trip data from ERS from the beginning of 2015, starting with the JDP of Western Waters. As an integral part of the EFCA Fisheries Information System (FIS), the VMS continued being of great value, complemented by the

¹² Regulation (EC) No 768/2005.

huge added value that Marsurv brings for coordination purposes. With its AIS and Sat-AIS as well as LRIT data, Marsurv provides a very detailed picture of the vessel activities, on various occasions identifying fishing activities when traditional Vessel Monitoring Systems could not.

The EFCA Electronic Inspection Report (EIR) system was created and made available to the Member States during the latter part of 2014. An agreement was entered between Member States, EFCA and the Commission in the September Fisheries Management Meeting to use the EFCA XML Schema Definition (XSD) specification as a basis for exchanging electronic inspection reports until the XSD was formally adopted in the next update of the EU Control Regulation Implementing Rules¹³. Subsequently, the European Commission decided to use the Fisheries Language for Universal Exchange (FLUX) transportation layer for all exchanges of data. That means that the EFCA EIR system allows for manual entry, upload of XML-files, and the work with adapting it to accept data over the FLUX transportation layer was started. The system is offered to all Member States as Software as a Service thereby assisting Member States to comply with the EU Control Regulation and to increase transparency.

The Core Curricula Development Platform (CCDP) was enhanced to improve performance and used as a facilitator for the exchange of views regarding the creation and approving of the Core Curricula throughout the year.

During the year, EFCA participated in a number of projects to test new technologies or in any other way improve maritime surveillance such as New Service Capabilities for Integrated and Advanced Maritime Surveillance (NEREIDS) and SAR AIS Observation of the Seas (SARAOS), Demonstration of Satellites enabling the Insertion of RPAS in Europe (DeSIRE) and Validation of Space-Based EO Video Data for European Security Applications (VEOS). Furthermore EFCA is a full member of the Technical Advisory Group (TAG) of the Common Information Sharing Environment (CISE) for the creation of a decentralised maritime information exchange system.

➤ Training

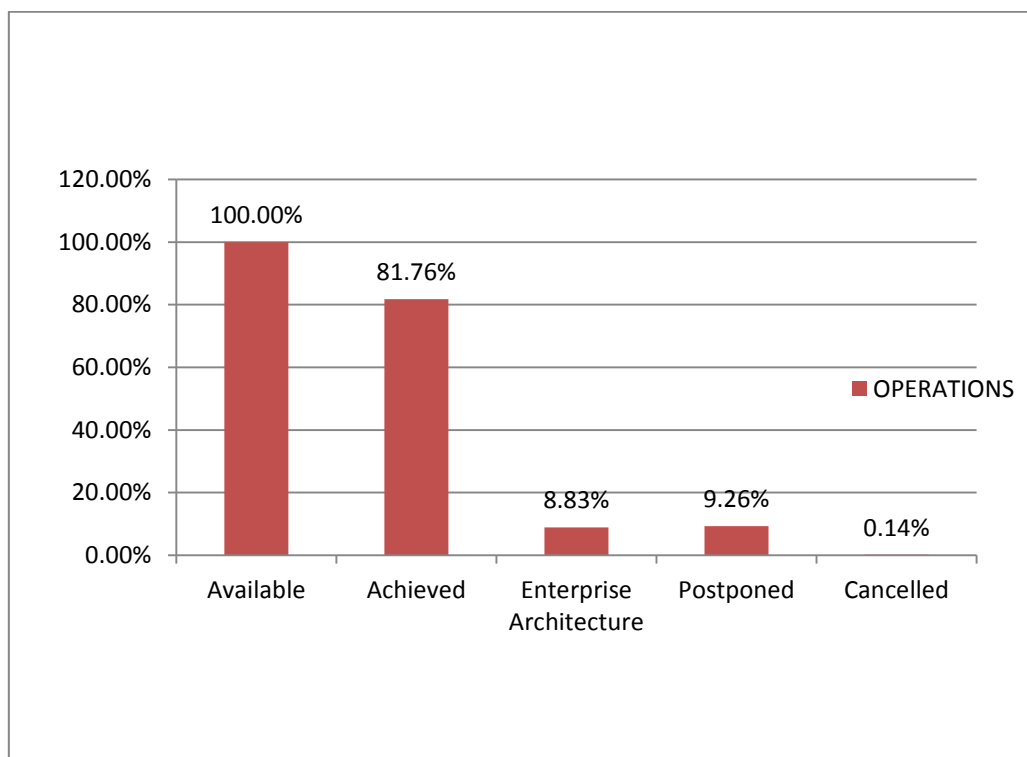
In line with the related Administrative Board recommendation¹⁴, EFCA continued to follow the implemented working methods for the establishment and development of the Core Curricula. The work with the creation of a comprehensive Core Curricula culminated during 2014 in that all the remaining courses were approved by the Steering Committee and made ready for publication. Furthermore, the Steering Committee took the decision to enhance the Port inspection and Sea inspection Core Curricula to cover the regional aspects of the new CFP for the benefit of the union inspectors. During 2014, EFCA held 47 training activities including regional workshops, exchange of best practices, training the trainers, union inspector training, FIS-training and training for third countries at the request of the Commission as well as tailored training on the request of individual Member States.

¹³ Commission Implementing Regulation (EU) No 404/2011 of 8 April 2011 laying down detailed rules for the implementation of Council Regulation (EC) No 1224/2009 establishing a Community control system for ensuring compliance with the rules of the Common Fisheries Policy; OJ of the European Union L 112 of 30.4.2011, p. 1.

¹⁴ Administrative Board recommendation no. 2.3.2., following the 5 year independent external evaluation of EFCA. Both documents are available at http://www.efca.europa.eu/pages/home/docs_basicdocs.htm

1.3. Operational Activities

EFCA OPERATIONAL ACTIVITIES - ACHIEVEMENTS 2014¹⁵



1.3.1. Operational Coordination

Introduction

EFCA is the European body responsible for organising operational coordination of control activities and provide assistance on that respect to the Member States and the Commission. These activities are organised mainly through regional Joint Deployment Plans (JDP), but also include assistance to the European Commission on their relations with international fisheries organisations and organisation of training activities.

The JDPs are established for fisheries/areas that are considered a priority by the European Commission and the Member States concerned. They can refer to:

- European waters to which a Specific Control and Inspection Programme (SCIP) adopted by the Commission in concert with the Member States applies, or

¹⁵ Available= 2014 budget allocated to Operations (Title III)
 Achieved= 2014 budget consumed and carried-forward for 2014 activities
 Enterprise Architecture = the portion scheduled for 2015
 Postponed = 2014 budget carried-forward for 2015 activities
 Cancelled = 2014 budget cancelled and not carried-forward

- International waters under the competence of a Regional Fisheries Management Organisation (RFMO), where EFCA is requested to coordinate the implementation of the European obligations under the International Control and Inspection Scheme.

The JDPs consist of three phases: planning, implementation and assessment:

- 1) The JDPs establish the planning of the fisheries control means to be deployed by the Member States at sea and ashore, the information to be shared, the communication details and common rules to ensure a cooperative deployment of the control means in the area, based on a regional risk analysis developed by the Member States and EFCA.
- 2) The JDPs establish that the deployment of pooled national means is coordinated by EFCA through coordination centres in charge (CCIC) in a Member State or the presence of national coordinators at EFCA premises. It is implemented through two common groups:
 - a. A Regional Steering Group (RSG) composed of Commission, Member States and EFCA representatives is in charge of ensuring the proper implementation of the plan.
 - b. A Technical Joint Deployment Group (TJDG), composed of Member States and EFCA staff, is in charge of the follow-up of the daily control activities and adopts the decisions needed to guarantee an effective deployment of the means.
- 3) The JDP is evaluated and assessed yearly by EFCA in cooperation with the Member States. Special attention is given to the risks for non-compliance that are considered in the risk analysis of the following period.

Through the JDPs, different elements to improve the control and inspection at a regional level are discussed and implemented. The Regional Steering Group serves as a forum for discussion and exchange of best practices at a regional level. It includes the implementation at a regional level of projects concerning regional risk analysis, best practices for coordination and the optimum use of information tools, and the assessment of cost effectiveness of control operations.

During 2014, five JDPs and a Joint Control Work Programme for the Black Sea have been implemented. The JDPs are the tool to implement the Specific Control and Inspection Programmes adopted by the European Commission following article 95 of the EU Control Regulation.

A description on each JDP is provided in the following sub-sections.

1.3.1.1. North Sea and Baltic Sea

ACTIVITY		
North Sea and Baltic Sea		
	CODE	RESOURCES
Staff	Unit C	Planned 1 AD, 4 AST, 1 SNE
		Final 1 AD, 4 AST, 1 SNE
Standard Budget	BL – 3100	Planned: € 275 000
		Consumed: € 203,580
		Implementation rate: 74%
ABMS	Code 1.1	Planned: € 1,275,502
		Consumed: € 1,206,675
		Implementation rate: 95%

The North Sea (NS) JDP covers cod (COD), sole (SOL) and plaice (PLE) fisheries and the Baltic Sea (BS) JDP includes all main species in the area: cod (COD), salmon, (SAL) sprat (SPR) and herring (HER).

Activities under JDP cooperation include planning, implementation and assessment of joint control operations with permanent exchange of information and intelligence, workshops for inspectors, and exchanges between MS inspectors.

Further to the JDP activities, EFCA was also supporting MS regional cooperation groups such as Scheveningen (for the North Sea) and BALTFISH (for the Baltic Sea) in the implementation of the new CFP, namely on the provisions related to the landing obligation.

Objective

Uniform and effective application of CFP rules in the North Sea and adjacent areas, and the Baltic Sea

Main activity results

Adoption of Regional JDPs for North Sea and Baltic Sea for 2014 and 2015

Both JDPs were adopted in accordance to plan. These JDPs are aligned with the EFCA Multiannual work programme ambitions, with year-round joint campaigns and enhanced agreements regarding the exchange of information. The permanent exchange of ERS and possibly the use of the EIR system, together with the introduction of FISHNET and associated EFCA Fisheries Information Systems have been agreed for the JDPs campaigns in 2015.

An agreement was also concluded at RSG level and reflected in the JDPs text to implement a project aiming at facilitating the risk assessment of the different fisheries segments in the areas under the landing obligation.

Implementation of JDP campaigns

In tight cooperation with the TJDG, JDP campaigns were implemented in both the North Sea and Baltic Sea area. There was an enhancement of the “mid-term” planning role for the TJDG so as to better adapt the control strategy and deployment of means to fisheries circumstances as they occur.

Annexes I.1 and I.2 provide a general overview on activities performed during the NS and BS JDPs.

The EFCA landing obligation project began to be implemented in the JDP for the Baltic Sea. This project has been quite instrumental in providing key information (discard data) for the development of a risk assessment per fishery on the risk of non-compliance with the landing obligation in the Baltic Sea upon request by the BALTFISH group.

The availability of fishing vessels target list in joint campaigns in the NS and BS JDPs was slightly below the target KPI (see table on KPIs). The three MS which did not exchange target vessels in Baltic Sea confirmed that they were carrying out risk analysis to identify vessels of interest and will inform the TJDG accordingly in future. This mismatch, however, did not have any financial impact for EFCA.

The overall number of exchanges at sea and land inspections (man days in joint teams) for the BS and NS JDP is clearly above the target KPI. In some specific campaigns (e.g. Southern North Sea), the austerity measures adopted in some MS, the sometimes short-notice in change of plans by some MS and the increased use of Union inspectors in the waters of a different MS have affected the execution of the planned exchanges.

Workshop(s) and best practices for Union inspectors in JDPs

EFCA organised workshops where the matters related to the uniform and effective application of CFP rules were analysed from a practical point of view with the Member States inspectors involved in day to day work in the joint campaigns.

The below table presents an overview of issues discussed:

Event	Main issues discussed
North Sea Workshop	Use of ERS information for MSC activities by inspectors Risk analysis system supporting daily work of inspectors in MS Practical implementation of sampling plans
Baltic Sea Workshop	Monitoring and evaluation of the compliance with the landing obligations Harmonised methodology for estimation of discard quantities in the last haul Best practices concerning the work of joint and mixed teams of inspectors

Additional contribution to the implementation of the training road map to Member States Union inspectors (regional/national level)

EFCA staff, during the missions to the Member States concerned, was able to address specific issues of the uniform and effective application of CFP rules with inspectors and the staff of the coordination centres.

JDP Risk analysis

EFCA Regional Risk Analysis system has facilitated the planning by providing the medium to long-term strategic objectives for the JDPs.

EFCA organised Regional Risk Analysis Workshops with the participation of experts from the MS concerned. Experts identified the non-compliance risks respectively in both JDP areas. The below table summarises the main risks identified for the area:

The highest risk threats as identified in the results of the regional risk analysis carried out in 2014 for the North Sea Joint Deployment Plan.									
ICES areas covered by the North Sea Joint Deployment Plan		Kattegat	Skagerrak	IVa	IVb	IVc	Vb & VIa	VIIa	VIIId
Fish species covered by NS SCIP		COD	COD	COD SOL PLE	COD SOL PLE	COD SOL PLE	COD	COD	COD
The highest identified threats	Gear type								
Fishing in closed areas, closed seasons	active	-	-	COD	-	-	-	-	-
High grading or illegal discarding of catches	active	-	COD	COD	-	-	-	-	-
Failure to report a landing	active	COD	COD	-	COD	COD	-	-	COD
Failure to report a landing	passive	-	-	COD	-	-	-	-	-
Incorrect mesh size	active	-	-	-	-	SOL PLE	-	-	-
Prohibited fishing gear	active	-	-	-	SOL	SOL PLE	-	-	-
Use of illegal attachments	active	-	-	-	SOL	SOL PLE	-	-	-

The highest threats indentified through the results of the regional risk analysis carried out in 2014 within the framework of the Baltic Sea Joint Deployment Plan.					
ICES areas covered by the Baltic Sea Joint Deployment Plan		22-24	25-29	30-31	32
Fish species covered by BS SCIP		COD, HER, SAL, SPR			
The highest identified threats	Gear type				
Fishing in closed areas, closed seasons	passive	-	-	SAL	-
Incorrect recording of species/weight in logbook	active	-	HER, SPR	HER, SPR	HER, SPR
Failure to report a landing	passive	COD	-	-	-

JDP Assessment

EFCA assesses the effectiveness of JDPs on the basis of performance criteria and benchmarks, by a common evaluation with MS and the EC, including common reporting of joint control activities at regional level.

During 2014, a standardised year-round reporting was further substantiated with 3 month progress reports, 6 month mid-term assessment report and an annual assessment of effectiveness of JDPs and associated performance indicators, delivered by June each year.

EFCA also continued to produce for Member States the 1st draft of the SCIP's report related to control and inspection activities.

The JDP assessment reports for the year 2013 were delivered in June 2014. Some key features of the assessment reports were:

North Sea: The main types of suspected infringements discovered were:

- i. Not fulfilling reporting obligations;
- ii. Use of prohibited or non-compliant gear;
- iii. Taking on board or landing of undersized fish.

Baltic Sea: The main types of suspected infringements discovered were:

- i. Not fulfilling reporting obligations;
- ii. Use of prohibited or non-compliant gear.

Workshops / seminars on the sea basin regional approach in support of the new CFP:

EFCA regularly cooperates with BALTFISH and Scheveningen Groups. Such cooperation focused mostly in the preparation of a regional risk assessment for the landing obligation.

Furthermore, and upon request of BALTFISH, EFCA assists the Member States in the preparation of guidelines for inspectors in the context of the introduction of the landing obligation as from January 2015.

Communication: Results of the joint campaigns were published periodically in the EFCA webpage

Deliverables and key performance indicators in accordance with the Annual work programme 2014:

DELIVERABLES	ACHIEVED
1. Regional JDPs for 2014 and 2015	Yes
2. Minutes of the Regional Steering Groups and Technical Joint Deployment Groups	Yes
3. Joint campaign reports	Yes
4. Workshop(s) and best practice for Union inspectors in the North Sea and in the Baltic Sea Workshop(s) and best practice for Member States Union inspectors (regional/national level)	Yes
5. Strategic plan of Joint campaigns based on risk analysis	Yes
6. Annual report on assessment of effectiveness of JDP, including results of analysis of the existence of non-compliance risk	Yes
7. Report of results of assistance in relation with North East Atlantic third countries (coastal states of the North East Atlantic and other Contracting Parties of NAFO/NEAFC)	Yes
8. Workshop(s) and/or seminar(s) on the sea basin regional approach and possible new provisions adopted by the CFP reform	Yes
9. Communication of JDP results on the Agency website	Yes

KEY PERFORMANCE INDICATORS	TARGET	ACHIEVED
1. JDPs adoption	JDPs adopted	Yes
2. Number of campaign days per JDP	300	360
3. Percentage of campaign, sea and ashore days carried out as planned	95%	105%
4. Control and inspection means deployed in accordance with the JDP schedule (% of total planned)	90%	100%
5. Man/days in joint inspection teams	300	776
6. Availability of fishing vessels target list in joint campaigns	80%	75%
7. Number of workshops for best practices delivered	2	2 ¹⁶
8. Satisfaction rate - Union inspectors attending workshops	>80% good	80% ¹⁷
Multiannual index to be used as a tendency for compliance evaluation purposes¹⁸		
Concept	North Sea	Baltic Sea
Number of inspections	4,914	4,183
Number of inspections with at least 1 suspected infringement	195	70
Inspections with at least one suspected infringement detected per day	0.19	0.20

1.3.1.2. North Atlantic and Western Waters

ACTIVITY			
North Atlantic and Western Waters			
	CODE	RESOURCES	
Staff	Unit C	Planned	1 AD, 5 AST
		Final	1 AD, 5 AST
Standard Budget	BL – B03120	Planned:	€ 275,000
		Consumed:	€ 180,218
		Implementation rate:	66%

¹⁶ KPIs and targets included under Annex 2 of the AWP 2014: "Key Performance indicators and targets contributing to the implementation of the training road map.

¹⁷ KPIs and targets included under Annex 2 of the AWP 2014: "Key Performance indicators and targets contributing to the implementation of the training road map.

¹⁸ Data available at the end of January 2015. Additional data may be received later from Member States.

ABMS	Code 1.2	Planned:	€ 1,388,092
		Consumed	€ 1,308,726
		Implementation rate:	94%

The Western Waters (WW) JDP covers the pelagic fisheries for mackerel (MAC), horse mackerel (JAX), anchovy (ANE), blue whiting (WHB) and herring (HER).

The NAFO and NEAFC JDP sets the overall framework to coordinate the EU participation in the International Control and Inspection programmes for the areas managed by those RFMOs. It is a year-round, multispecies JDP, in which MS control resources are pooled in a complementary way providing an optimal answer for the EU responsibilities in these areas. It also establishes certain functions delegated by the European Commission in relation to these two RFMOs.

Activities under JDP cooperation include planning, implementation and assessment of joint control operations with permanent exchange of information and intelligence, workshops for inspectors, and exchanges between MS inspectors.

EFCA also supports the EU delegation in the context of the NAFO and NEAFC RFMOs activities

Objectives:

- Uniform and effective application of CFP rules in the Western Waters of the EU
- Coordinate the EU participation in the International Control and Inspection Programmes in NAFO and NEAFC

Main activity results

Adoption of Regional JDPs for NAFO/NEAFC and pelagic fisheries in Western Waters for 2014 and 2015

Both JDPs were adopted in accordance to plan. These JDPs are aligned with EFCA Multiannual work programme ambitions, with year-round joint campaigns and enhanced agreements regarding the exchange of information. The permanent exchange of ERS and possibly the use of the EIR system (for Western Waters), together with the introduction of FISHNET and associated EFCA Fisheries Information Systems have been agreed for the JDPs campaigns in 2015.

An agreement was also concluded at RSG level and reflected in the JDPs text to implement a project aiming at facilitating the risk assessment of the different fisheries segments in the area under the landing obligation. The implementation of this project was agreed for the Western Waters JDP, recognising the need for different approaches between the large-scale northern component and the southern component of the fisheries.

Assistance to joint control activities in the framework of demersal fisheries in Western waters

The European Commission hosted a first discussion meeting regarding possible cooperation in the framework of demersal fisheries in Western Waters. The meeting was attended by ES, FR, UK and IE with the participation of EFCA. Focus was on risk management in the hake fishery and exploring the possibilities for future cooperation between Member States.

Implementation of JDP campaigns

In tight cooperation with the TJDG, JDP campaigns were implemented in the Western Waters area. In view of the highly seasonal nature of the fisheries covered by this JDP, an adaptive control strategy was adopted with the deployment of means matching “core” fisheries periods.

Annexes I.3 and I.4 provide a general overview on activities performed during the NAFO/NEAFC and the WW JDPs.

The EFCA Landing Obligation (LO) project was initiated and has been yielding good results and allowing managers to build up catch profiles for the pelagic fisheries in Western Waters. In terms of methodology, there are substantial differences between the approach adopted for the large-scale northern component (based on grame size analyses) and the southern component (detailed last haul observations of all catches, their composition and observed discards).

In the NAFO and NEAFC areas, EFCA coordinated the EU contribution to both international inspection and control schemes. The coordination was provided on the spot for EFCA staff in four seagoing missions in NAFO and two missions in NEAFC. During seagoing missions without the presence of an EFCA coordinator, technical support to Member State inspectors is given from EFCA premises.

Under the JDP pelagic fisheries in WW the planned exchanges of inspectors at sea and ashore were not fully executed. This JDP concerns fisheries of a high seasonal nature, and the planned period for exchange of inspectors is not always coincident with the fisheries period. This seems to be a problem for some MS, which have not so much flexibility on the planned periods of exchanges. The increased lack of human resources is also presented by some MS as an obstacle to fulfil their commitment in terms of exchanges.

For the pelagic fisheries in WW JDP, the availability of target vessels provided by MS was also below the expected KPI target (about 55%):

- In the Northern component of the campaign, the main risks were related to high-grading and slipping, but as a matter of fact it is very difficult to detect instances of this practice. The specific joint action scheme to monitor the accurate recording of catches in fishing logbooks (“sampling project”) should help to gain some knowledge of this practice. In the Southern component, global targeting was exercised by fishery (mainly mackerel) and by fleet segments (mainly bottom trawlers in shallow depths), rather than by individual vessels included in a vessel list.

However, this situation did not have any financial impact for EFCA.

Implementation of the tasks delegated to EFCA by the European Commission

EFCA has implemented different tasks delegated by the European Commission related to the notification to NAFO and NEAFC of different information resulting from the inspection activities deployed by the Member States:

- Regarding NAFO, this information includes list of observers, inspectors and inspection means.
- Regarding NEAFC, EFCA is providing the NEAFC Secretariat with lists of inspectors and inspection means as well as compiled annual reports on EU inspection activities in the NEAFC Regulatory Area.

EFCA sends all originals of inspection reports carried out by Member States inspectors in both RFMO areas to flag states of fishing vessels with copies of inspection reports being sent to both RFMO Secretariats.

Participation of Agency staff as Union inspectors in international waters

During 2014 one EFCA staff participated in the NEAFC Regulatory Area as a Union NEAFC inspector.

Workshop(s) and best practice

EFCA organised workshops where the matters related to the uniform and effective application of CFP rules were analysed from a practical point of view with the Member States inspectors involved in day to day work in the joint campaigns.

The below table presents an overview of issues discussed:

Event	Main issues discussed
Western Waters Workshop	Guidelines to apply the methodology for the collection of 'last haul' Discussion on data collection methodology for the northern component pelagic fisheries in WW. Practical exercises were executed to simulate scenarios
NAFO annual training	Amendments agreed in last NAFO Annual Meeting NAFO Control and Enforcement Measures and their application NAFO Port State Control Scheme NAFO risk analysis system Practical exercises were executed to simulate scenarios
NEAFC annual training	Amendments agreed in last NEAFC Annual Meeting NEAFC Scheme of Control and Enforcement NEAFC recommendations Practical exercises were executed to simulate scenarios

It should be outlined that during 2014, 75% of EU NAFO and NEAFC inspectors which participated in sea missions attended EFCA training.

Additional contribution to the implementation of the training road map to Member States Union inspectors (regional/national level)

EFCA staff provided a specific training for the NEAFC area to Irish inspectors.

JDP Risk analysis

During 2014, a risk analysis procedure which provides for a standardised assessment of risk to be submitted by the flag Member State of the fishing vessel to the port Member State of landing was implemented in the context of the NAFO JDP. In respect of landings from a

fishing vessel from another Contracting Party, it was agreed that EFCA will prepare and send the risk analysis to the port Member State.

EFCA Regional Risk Analysis system has facilitated the planning by providing the medium to long-term strategic objectives for the JDPs.

EFCA organised Regional Risk Analysis Workshops with the participation of experts from the MS concerned. Experts identified the non-compliance risks respectively in both JDP areas. The below table summarises the main risks identified for the area:

Table: RISKS IN THE PELAGIC FISHERIES					
JDP-WW-2014-01: North					
THREAT	ANE	HER	JAX	MAC	WHB
Misrecording of catches					
Incorrect catch composition					
High Grading					
Slipping					
Misreporting of Fishing Area					
Illegal landing					
Transport / Marketing					
JDP-WW-2014-02: South					
THREAT	ANE	HER	JAX	MAC	WHB
Misrecording of catches					
Incorrect catch composition					
High Grading					
Slipping					
Misreporting of Fishing Area					
Illegal landing					
Transport / Marketing					

COLOUR KEY	Very low	Low	Medium	High
------------	----------	-----	--------	------

JDP Assessment

EFCA assesses the effectiveness of JDPs on the basis of performance criteria and benchmarks, by a common evaluation with MS and the EC, including common reporting of joint control activities at regional level.

During 2014, a standardised year-round reporting was further substantiated with 3 month progress reports, 6 month mid-term assessment report and an annual assessment of effectiveness of JDPs and associated performance indicators, delivered by June each year. EFCA also continued to produce for Member States the 1st draft of the SCIP's report related to control and inspection activities.

The JDP assessment reports for the year 2013 were delivered in June 2014. Some key features of the assessment reports were:

Western Waters: The main types of suspected infringements discovered were:

- i. Reporting obligations;
- ii. Gear compliance.

NAFO and NEAFC: The main types of suspected infringements discovered were:

- i. Vessel documentation;
- ii. Labelling of catches.

Assistance to EU Delegation for NAFO and NEAFC international meetings

EFCA assisted the EU Delegation in the annual meeting of NAFO and in the meetings of the control body of NAFO (STACTIC) and NEAFC (PECCOE).

Assistance in relation with North Atlantic Countries

EFCA, on request of the European Commission and the Member States organised an exchange of inspectors with Canada in the framework of NAFO. Two EU MS inspectors from LT and LV embarked a Canadian patrol vessel acting as NAFO inspectors.

EFCA also participated to the meetings with Norway, Faroe and Iceland in relation to the control of pelagic fisheries in the North Atlantic.

Workshops / seminars on the sea basin regional approach in support of the new CFP:

EFCA has offered its cooperation to the Western Waters Member States Groups. During 2014, this cooperation has been mostly achieved through the landing obligation seminars organised by EFCA.

Communication: Results of the joint campaigns were published periodically in the EFCA webpage

Deliverables and key performance indicators in accordance with the Annual work programme 2014:

DELIVERABLES	ACHIEVED
1. Regional JDPs for 2014 and 2015	Yes
2. Minutes of the Regional Steering Groups and Technical Joint Deployment Groups	Yes
3. Joint campaign reports	Yes
4. Quarterly reports of control activities	Yes
5. Report on the implementation of the tasks delegated to EFCA in relation to inspection activities in NEAFC	Yes
6. Workshop(s) and best practice for NAFO and NEAFC inspectors, and Union inspectors in Western waters	Yes

7. Workshop(s) and best practice for Member States Union inspectors (regional/national level)	Yes
8. Strategic plan of Joint campaigns based on risk analysis	Yes
9. Annual report on assessment of effectiveness of JDP, including results of analysis of the existence of non-compliance risk	Yes
10. Reports of participation of Agency staff assisting the European Commission in the relations with International organisation and third Countries.	Yes
11. Report of results of assistance in relation with North Atlantic third Countries (coastal states of the North East Atlantic and other Contracting Parties of NAFO/NEAFC)	Yes
12. Workshop(s) and/or seminar(s) on the sea basin regional approach and possible new provisions adopted by the CFP reform	Yes
13. Communication of JDP results on the Agency web site	Yes

KEY PERFORMANCE INDICATORS	TARGET	ACHIEVED
1. JDPs adoption	JDPs adopted	Yes
2. Number of campaign days JDP western waters	300	360
3. Number of campaign days JDP NAFO-NEAFC	160	233
4. Percentage of campaign, sea and ashore days carried out as planned	95%	109%
5. Control and inspection means deployed in accordance with the JDP schedule (% of total planned)	90%	93%
6. Man/days in joint inspection teams	300	655
7. Availability of fishing vessels target list in joint campaigns	80%	55%
8. Number of workshops for best practices delivered	3	4 ¹⁹

¹⁹ KPIs and targets included under Annex 2 of the AWP 2014: "Key Performance indicators and targets contributing to the implementation of the training road map".

9. Satisfaction rate - Union inspectors attending workshops	>80% good	97% ²⁰
10. Percentage of EU NAFO and NEAFC inspectors at sea trained	50%	75% ²¹
Multiannual index to be used as a tendency for compliance evaluation purposes²²		
CONCEPT	Western Waters	NAFO & NEAFC
Number of inspections	3,064	109
Number of inspections with at least 1 suspected infringement	301	9
Inspections with at least one suspected infringement detected per activity day	0.50	0.04

1.3.1.3. Mediterranean and Black Sea

ACTIVITY		
Mediterranean and Black Sea		
	CODE	RESOURCES
Staff	Unit C	Planned 1 AD, 3 AST, 2 SNE
		Final 1 AD, 3 AST, 1 SNE ²³
Standard Budget	BL- B03130	Planned: € 150 000
		Consumed: € 227,890
		Implementation rate: 152%
ABMS	Code 1.3	Planned: € 1,027,583
		Consumed € 1,168,581
		Implementation rate: 114%

The EFCA activities in support of a uniform and effective application of the CFP rules in the Mediterranean Sea and the Black Sea are organised mostly through the implementation of a JDP for the Mediterranean Sea, a Joint Control Work Programme for the Black Sea and the cooperation between MS and with the European Commission.

The Mediterranean JDP is organised to implement the Specific Control and Inspection programme adopted by the European Commission, following article 95 of the EU Control Regulation. It covers the fisheries for bluefin tuna in the Eastern Atlantic and the Mediterranean, the swordfish fishery in the Mediterranean and the fisheries for anchovy and sardines in the Adriatic Sea.

²⁰ KPIs and targets included under Annex 2 of the AWP 2014: "Key Performance indicators and targets contributing to the implementation of the training road map".

²¹ KPIs and targets included under Annex 2 of the AWP 2014: "Key Performance indicators and targets contributing to the implementation of the training road map".

²² Data available at the end of January 2015. Additional data may be received later from Member States.

²³ One secondment has not been prolonged by a Member State.

The JDP's primary objective is to coordinate MS monitoring, control and inspection activities in order to enhance the enforcement and the uniform implementation of EU and International Commission for the Conservation of the Atlantic Tuna (ICCAT) conservation and management measures. This JDP serves also to coordinate the EU participation in the ICCAT International Control and Inspection Scheme. It also establishes certain functions delegated by the European Commission in relation to ICCAT.

Activities under JDP cooperation include planning, implementation and assessment of joint control operations with permanent exchange of information and intelligence, workshops for inspectors, and exchanges between MS inspectors.

EFCA supports the EU delegation in the context of the ICCAT international meetings.

EFCA is also supporting cooperation between Bulgaria and Romania on the monitoring and control of Black Sea turbot.

Objective

Uniform and effective application of CFP rules in the Mediterranean and Black Sea

Main activity results

Adoption of Regional JDP Mediterranean Sea for 2014

The JDP was adopted in accordance to plan. This JDP is aligned with EFCA Multiannual work programme ambitions, with year-round joint campaigns and enhanced agreements regarding the exchange of information. The permanent exchange of ERS, together with the introduction of FISHNET and associated EFCA Fisheries Information Systems was agreed for the JDPs campaigns in 2014.

An agreement was also concluded at RSG level and reflected in the JDPs text to implement a project aiming at facilitating the risk assessment of the different fisheries segments in the Mediterranean Sea.

In 2014, the Mediterranean JDP was further enhanced, and is now organised into 2 permanent year-round campaigns, one in the eastern Atlantic and Mediterranean for swordfish and bluefin tuna and the other in the Northern Adriatic for sardine and anchovy stocks.

Adoption of Joint Control Work Programme for Black Sea in 2014

During the coordination meeting on the monitoring and control of Black Sea turbot held in Vigo, a planning of mixed and joint missions for 2014 was agreed between Romania and Bulgaria.

In light of this agreement a total of 14 missions of 2-3 days each were carried out. To date, 36 inspections (28 on land and 8 at sea) were undertaken by joint/mixed teams with the detection of one possible infringement. A total of 36 controls (checks without production of an inspection report) were also implemented. EFCA staff participated in one mission.

Implementation of JDP Campaigns

As provided for under the JDP, a Technical Joint Deployments Group for the bluefin tuna and swordfish campaign was formed of Member State experts and permanently based in EFCA premises throughout the period 15 May – 30 June 2014.

For the first time since 2008, a Member State hosted the Coordination centre during the month of July for the campaign. The rest of the year the coordination centre has been placed in EFCA premises.

A new action in the 2014 Mediterranean JDP was the formation and deployment of a Special Mixed Team (SMT) in bluefin tuna farms at the time of inspection of caging activities. The team was constructed to facilitate the representation of both the fishing and farming Member States throughout the inspection activities and in particular those involving the use of stereoscopic cameras to define the number and weight of bluefin tuna being caged. The SMT was deployed in Spanish farms and covered 100% of caging operations over 19 days and in Malta covering 70% of caging operations over 20 days. As provided for under the JDP, EFCA staff participated in all deployments of the SMT.

Throughout the core periods of 2014 JDP joint campaigns, the full suite of EFCA Fisheries Information Systems (FIS) were deployed, namely FISHNET, ERS, Marsurv-3 and JADE.

Due to the relatively short fishing period and early consummation of BFT quotas in the Mediterranean by purse seiners in the main campaign, some JDP activities were subsequently diverted to land operations where the percentage of inspector exchanges versus those planned was increased.

Adoption of the control programme for pelagic species in the Adriatic Sea

These fisheries were incorporated to the JDP.

Workshop(s) and best practice for ICCAT CPCs

A Technical Workshop with the participation of ICCAT Contracting Parties (CPC) was held in Vigo by EFCA on request of the European Commission. Representatives from Algeria, Egypt, Tunisia, Turkey and the European Union attended the Workshop.

The workshop focused on monitoring and control activities in the bluefin tuna fishery and in particular the use and application of evolving technology including stereoscopic camera systems. Participants exchanged information and views regarding their general control strategies and existing monitoring and control systems in place. The ICCAT CPCs presented the cooperation that was already in place between them in monitoring and control activities, including exchanges of inspectors at sea. It was agreed that cooperation is an important element to ensure the full implementation of ICCAT rules and agreed to further explore possible future cooperation.

Workshop(s) and best practice for Member States ICCAT and Union inspectors and Joint Control Work Programme in the Black Sea

EFCA organised workshops where the matters related to the uniform and effective application of CFP rules were analysed from a practical point of view with the Member States inspectors involved in day to day work in the joint campaigns.

The below table presents an overview of issues discussed:

Event		Main issues discussed
BFT seminar	Annual	New ICCAT rules
Special	Mixed	Reading and estimation of videos on bluefin tuna caging

Team training	
Adriatic Regional seminar	Implementation of the last haul exercise for landing obligation
Black Sea regional seminar	Risk analysis for inspectors

It should be outlined that during 2014, 80% of EU ICCAT inspectors which participated in sea missions attended EFCA trainings.

Additional contribution to training to Member States ICCAT and Union inspectors

On request of Member States, EFCA staff members have also supported national training courses in: Cyprus, Italy, Romania, Bulgaria, Malta.

Upon request of the European Commission, training for Third Country inspectors

Not applicable in 2014 (a request from the European Commission was received for 2015 and concerns the General Fisheries Commission for Mediterranean (GFCM)).

Participation of Agency staff as Union inspectors in international waters

Not applicable in 2014 (no EFCA staff missions in International waters)

JDP Risk analysis

EFCA Regional Risk Analysis system will be implemented in this JDP for the planning of 2015, and will provide the medium to long-term strategic objectives for the JDPs.

EFCA has requested catch and landing data for the Mediterranean fisheries in order to prepare the annual risk analysis exercise to be organised in January 2015, with the participation of experts from the MS concerned. Experts will identify the non-compliance risks in the JDP areas.

JDP assessment

EFCA assesses the effectiveness of JDPs on the basis of performance criteria and benchmarks, by a common evaluation with MS and the EC, including common reporting of joint control activities at regional level.

During 2014, an annual assessment of effectiveness of JDPs and associated performance indicators was delivered by June. This report only refers to the bluefin tuna fisheries.

The main types of suspected infringements discovered were:

- i. Reporting obligations;
- ii. Technical measures.

Assistance to EU Delegation for ICCAT and GFCM international meetings

As in previous years, EFCA staff have participated in and provided technical assistance to the EU delegation in the ICCAT Annual meetings and intersessional meetings of the Compliance Committee, Permanent Working Group and Integrated Monitoring Measures Working Groups. An EFCA staff member has currently the position of Chair of the ICCAT e-BCD Technical Working Group.

Upon request of the European Commission assistance in relations with ICCAT and GFCM CPC third countries (Turkey, Montenegro, Southern Mediterranean countries)

Not applicable this year (no request from the European Commission)

To organise workshop(s) and/or seminar(s) on the sea basin regional approach and possible new provisions adopted by the CFP reform

During 2014, this cooperation has been mostly achieved through the landing obligation seminars organised by EFCA.

Communication

Results of the joint campaigns were published periodically in the EFCA webpage

Deliverables and key performance indicators in accordance with the Annual work programme 2014:

DELIVERABLES	ACHIEVED
1. JDP for 2014	Yes
2. Joint Control Work Programme for Black Sea in 2014	Yes
3. Joint Control Work Programme for Pelagic fisheries in the Adriatic Sea in 2014	Yes
4. Minutes of the Steering Group and reports by Technical Joint Deployment Group	Yes
5. Regional workshop for Black Sea to analyse outcomes of the 2013 turbot campaign and prepare draft national programmes for 2014	Yes
6. Joint campaign reports	Yes
7. Workshop(s) and best practice for Union inspectors involved in Mediterranean JDP, inspectors involved in the Joint Control in the Black Sea, Member States ICCAT Union inspectors (regional/national level) and ICCAT CPCs	Yes
8. Strategic plan of Joint campaigns based on risk analysis	Yes
9. Reports of participation of Agency staff to the meetings organised assisting the European Commission in the relations with International organisations (ICCAT, GFCM) and ICCAT and GFCM CPC third Countries (Turkey, Montenegro and Southern Mediterranean countries)	Yes

10. Annual report on assessment of effectiveness of JDP, including results of analysis of the existence of non-compliance risk	Yes
11. Workshop(s) and/or seminar(s) on the sea basin regional approach and possible new provisions adopted by the CFP reform	Yes
12. Communication of JDP results on the Agency web site	Yes

KEY PERFORMANCE INDICATORS	TARGET	ACHIEVED
1. JDPs adoption	JDPs adopted	Yes
2. Joint Control Work Programme for Black Sea adoption	Plan adopted	100%
3. Number of campaign days JDP Mediterranean	200	240
4. Percentage of campaign, sea and ashore days carried out as planned	95%	140%
5. Control and inspection means deployed in accordance with the JDP schedule (% of total planned)	90%	107%
6. Man/days in joint inspection teams	200	380
7. Availability of fishing vessels target list in joint campaigns	80%	85%
8. Number of workshops for best practices delivered	3	7
9. Satisfaction rate - Union inspectors attending workshops	>80% good	98% ²⁴
10. Percentage of EU- ICCAT inspectors at sea trained	50%	80% ²⁵
Multiannual index to be used as a tendency for compliance evaluation purposes²⁶		
Number of inspections		482
Number of inspections with at least 1 suspected infringement		67
Inspections with at least one suspected infringement detected per activity day		0.25

²⁴ KPIs and targets included under Annex 2 of the AWP 2014: "Key Performance indicators and targets contributing to the implementation of the training road map".

²⁵ KPIs and targets included under Annex 2 of the AWP 2014: "Key Performance indicators and targets contributing to the implementation of the training road map".

²⁶ Data available at the end of January 2015. Additional data may be received later from Member States.

1.3.2 Programmes, plans and assessment

ACTIVITY			
Programmes, Plans and assessment			
	CODE	RESOURCES	
Staff	Unit C	Planned	4 AD, 1 CA
		Final	4 AD, 1 CA
Standard Budget	BL- B03160	Planned:	€ 75,000
		Consumed:	€ 200,452
		Implementation rate:	267%
ABMS	Code 1.4	Planned	€ 1,361,565
		Consumed	€ 1,332,724
		Implementation rate:	98%

Introduction

Recognising that EFCA regional activities would benefit from a better coordination on horizontal related issues such as planning, implementation and assessment of JDPs, a new fiche “Programmes, Plans and Assessment” was included in the EFCA AWP 2014.

New projects were developed in response to client needs, which consider elements of internal policy and the business model, provide a ‘think tank’ forum for the generation of novel approaches to EFCA core business and generates assistance to Member States in responding to the challenges of a new CFP. Particular care was taken to promote a coherent development amongst common priorities of regional EFCA activities, whilst ensuring that regional specifications are considered during implementation.

Objectives

- Uniform and effective implementation of workshops and best practice
- Assistance to Member States and third countries
- Risk management and assessment of control operations
- Efficient coordination of the control activities

Main activity results

- A common strategy for effective implementation of the JDP cycle (planning, implementation and assessment)**

In close cooperation with the Regional Desks, further steps were introduced towards the implementation of harmonised approaches amongst the planning, implementation and assessment of different JDPs.

Under the project “regional risk management”, an overall risk-based approach to planning was developed for the different JDPs. Standardised request and analysis of data, so as to allow for the spatial and temporal analysis of fisheries and subsequent deployment of control effort was undertaken.

Implementation of JDPs was subject to a coordinated approach amongst the different regional Desks, both in terms of deriving best-practices in coordination and in promoting cross-use of EFCA coordinators from different regional desks.

Joint assessment procedures, with standard reporting periods and similar assessment procedures were implemented.

To define a general strategy for the EFCA workshops(s) and best practice actions for Union Inspectors in JDPs

This activity is a contribution to the EFCA training road map. According to the WP 2014 the courses delivered by EFCA covered the CFP regulation in general and applied regionally, and were not limited to the JDP context. The tentative planning was completed with national training assistance on request of the Member States. The main actions on contribution to the training roadmap from the operational coordination side are summarized in the table below, including number of inspectors trained and outcome of the evaluation of the training by participants (main KPIs for this activity).

Overview of workshops and regional actions under JDPs in assistance to MS delivered in 2014

Area	Number of Workshops	Number of Participants	Overall evaluation (% Good/Very good)
Mediterranean and Black Sea	12	357	96%
NAFO & NEAFC	3	56	90%
Western Waters	1	14	100%
Baltic Sea	1	39	95%
North Sea	1	18	85%
All areas (CCIC)	2	19	67%
TOTAL	20	503	89%

The percentage of EU inspectors (out of the nearly 1600 listed in European Commission Decision 2014/120/EU) that were trained by EFCA in 2014 was up to 11%. 75% of the NAFO and NEAFC inspectors who took part in sea missions during the 2014 NAFO JDP and 80% of inspectors who took part in sea missions during the 2014 BFT JDP have been trained by EFCA.

The feedback from the participants in the workshops (evaluation surveys) has shown a high level of overall satisfaction among the attendants. Overall, nearly 90% of course participants rated the workshops as good or very good.

All EFCA training actions have been monitored and coordinated by the Training Steering Committee of EFCA in order to have a comprehensive overview and a better picture of the whole process, including information on costs of the different actions.

Assistance to the European Commission or the Member States in projects related to the implementation of the CFP

A priority of EFCA has been to support the implementation of the landing obligation. EFCA organised two Focus Groups meetings in Dubrovnik in January 2014 and Gothenburg in June 2014. During these meetings the state of play of the implementation of the landing obligation was presented by the European Commission and the Member States, and several EFCA initiatives were presented and discussed:

- A first document with EFCA recommendations for the implementation of the landing obligation was presented, that was the basis of the JDP projects on the monitoring of the landing obligation developed during 2014 in the Baltic Sea, the Mediterranean Sea and the Western Waters.
- The new PACT scope was presented during the Goteborg Seminar in June 2014, as a global cooperation approach offered by EFCA to Member States in the control policy implementation. This approach was incorporated to the Multiannual Work Programme 2015-2019.

As a result, a specific project on the landing obligation has been launched in the Baltic Sea, Western Waters (Pelagic) and Mediterranean Sea (Adriatic) JDP areas, as the species covered by the JDPs in these areas are being subject to the landing obligation from 1 January 2015.

Other areas of work in relation to the preparation for the implementation of the Landing Obligation have been the participation of EFCA as active observer in the STECF meetings on the Landing Obligation in EU Fisheries (Expert working groups, EWG, 14-01 and 14-11 in February and September 2014 respectively), the support to regional MS groups (i.e. BALTFISH, Scheveningen) and also participation in related meetings of the regional ACs (see below table).

EFCA participation to ACs meetings

Advisory Council	Meetings	Date	Place
Mediterranean	MEDAC General Meeting	7-8 May	Portorose
	MEDAC General Meeting	8-10 Oct	Split
	MEDAC LO Focus Group	20 Nov	Rome
Pelagic	Pelagic AC Discards WG	4-5 Feb	The Hague
	Pelagic AC Discards WG	10 Apr	The Hague
	Pelagic AC Meeting	9 Jul	The Hague
North Western Waters	NWWAC general meeting	25 Mar	Dublin
	NWWAC general meeting	17-18 Sep	Dublin
Baltic Sea	BSAC Technical WG	1 Apr	Copenhagen
	BSAC Executive Committee Meeting	29 Oct	Copenhagen
	BSAC-BALTFISH meeting on LO	26 Nov	Vilnius
North Sea	NSAC Demersal WG	8-9 Apr	Paris
	NSAC LO Working Group	27 May	Schiphol
	NSAC Demersal WG	8 Jul	London
	NSAC LO Working Group	7-8 Oct	Amsterdam
	NSAC Demersal WG	12 Nov	Brussels

- **To establish joint regional risk analysis systems in all JDPs**

During 2014, a dedicated project was launched with the objective to enhance the use of risk based approach in the implementation of the JDPs. In 2014, the project has developed a standard process and associated guidelines for the assessment and management of a priority threat. The project also reviewed the data exchange protocol used by Member States to share their lists of targets for inspection.

The discards threat has been selected as a case study. The guidelines for priority risk assessment were used to evaluate the risk level of the different Baltic Sea fisheries in relation to the landing obligation entering into force on 1 January 2015.

Additional activities will be carried out in 2015, including the review of the overall risks assessment process used for the strategic planning of each JPD. Methods to evaluate the performance of the tools developed will also be investigated and implemented.

- **To implement a project on MS legal systems in JDPs**

With the assistance of a trainee, EFCA is undertaking a legal project which will entail the preparation of an initial inventory of the fisheries legal systems of fifteen Member States. The project is intended to establish a structured foundation of legal information which will form the basis of a planned longer term project to draw up specific procedural guidelines for Member State use in joint operations, to be discussed by the Regional Steering Groups

- **Implementation of a project to evaluate compliance trends in fisheries**

The project lasted for seven months, terminating at the end of June 2014. Seven different methods of evaluating compliance were examined:

- Temporal trends of infringements.
- Estimates of non-allocated catches made by regional bodies.
- Alternative catch estimates.
- EFCA Regional Risk Analysis (RRA).
- Interviews of MCS personnel.
- Questionnaires on compliance directed at industry.
- Market Analyses

The results were encompassed in four detailed reports which represent the key deliverables of the project.

- Evaluating Fisheries Compliance: Pilot Project Summary Report
- Towards a Compliance Index: Compliance survey and trade analyses
- Towards a compliance index: Time series infringement trends and interview results
- Towards a compliance index: Information from the Regional Fisheries Organisations and comparing inspector and official landing data

Summary presentations reports were circulated to the Administrative Board prior to its meeting of 17 October 2014.

Implementation of a project to analyse the cost-effectiveness of control operations

EFCA has produced an estimation of 2013 JDPs costs, after being submitted to the different regional steering groups for comments, following the cost methodology developed during 2013.

To define common procedures and establish best-practices in order to ensure that coordination of control activities is organised efficiently

EFCA has produced a manual for coordination of campaigns detailing roles and responsibilities, best-practices and standard operational procedures to be used by the different regional JDPs.

This report should be considered as a “live document” and thus subject to improvements during the course of 2015. It has been mostly used when EFCA is receiving MS experts for coordination of JDP activities from EFCA and by EFCA coordinators when going to the different MS CCICs.

Ensure the adequate coverage of the EFCA coordination centre during the JDP campaigns

EFCA coordination centre is mostly utilized for JDP Coordination by MS (in 2014 with Belgium, Croatia, France, Italy, Lithuania, Malta, Portugal, Spain) and to host the TJDG during the Mediterranean campaign. EFCA staff has been available during these periods.

To assist third countries in the framework of Fisheries Partnership Agreements in the establishment and/or maintenance of a reliable control system on EC request

No requests have been received from the European Commission.

To organise exchange of inspectors with third countries in the framework of Fisheries

No requests have been received from the European Commission.

To organize best practice meetings to improve the level playing field

In tight cooperation with the regional desks JDPs (see above sub-sections), workshops directed at developing best-practices and exchange of experiences amongst inspectors were organised.

Deliverables and key performance indicators in accordance with the Annual work programme 2014:

DELIVERABLES	ACHIEVED
1. Report on contribution to the training road map.	Yes
2. Reports on the results of projects requested by the European Commission or Member States to facilitate the implementation of CFP measures.	Yes
3. Report on assistance actions and follow-up.	Yes
4. Report on MS procedures and requirements to be considered by Union inspectors when acting in waters of another Member State and follow-up.	Yes
5. Report on regional risk analysis actions and follow-up.	Yes
6. Report on the implementation of the project to evaluate compliance trends in fisheries.	Yes
7. Report on the implementation of the project to analyse the cost-effectiveness of control operations.	Yes
8. 3 meetings of the Focus Groups 1 and 2	2 meetings ²⁷
9. Road map 2014 to ensure that coordination of control activities is organised efficiently.	Yes
10. Workshop for CCIC/ACC representatives	Yes
11. Report detailing responsibilities, functions and best-practices for the coordination of control activities and follow-up.	Yes
12. Report detailing standard operational procedures for JDPs coordination from EFCA	Yes
13. Assistance in establishing and/or maintaining a reliable control system in third countries in the framework of Fisheries Partnership Agreements on EC request	No Request
14. Organisation of exchange of inspectors with third countries in the framework of Fisheries Partnership Agreements on EC request	No Request
15. Organisation of best practice meetings to improve the level playing field	Yes

²⁷ Seminar planned for December 2014 was postponed to March 2015.

KEY PERFORMANCE INDICATORS	TARGET	ACHIEVED
1. JDPs with a full regional risk analysis system established	50 %	75%
2. Implementation of cost estimation model in JDPs	100%	100%
3. Methodology for compliance evaluation implemented in JDPs	25%	60%
4. Number of campaigns coordinated from EFCA	5	8
5. JDP campaigns implemented following the best practice guide of EFCA	75%	75%
6. Percentage of EU inspectors trained by EFCA	10%	11% ²⁸
Multiannual index to be used as a tendency for compliance evaluation purposes		
Number of attendees to regional workshops organised by EFCA (CCIC)		19

1.3.3 Data monitoring and networks

ACTIVITY		
Data Monitoring and Networks		
	CODE	RESOURCES
Staff	Unit B	Planned 1 AD + 2 AST
		Final 1 AD + 2 AST
Standard Budget	BL-B03010	Planned € 421,000
		Consumed € 590,410
		Implementation rate: 140%
ABMS	Code 2.1	Planned € 1,204,748
		Consumed € 1,522,691
		Implementation rate: 126%

²⁸ KPIs and targets included under Annex 2 of the AWP 2014: "Key Performance indicators and targets contributing to the implementation of the training road map".

Introduction

In order to increase transparency between all collaborating parties within the framework of the Joint Deployment Plans and thereby improve monitoring capabilities, EFCA continued its course to develop, enhance systems and to identify needs in the area of data monitoring and networks. For that same reason, EFCA took a decision to design its applications in such a way that they would function with minimum friction with most of the stakeholders environments and FIS applications.

Objectives

In accordance with its mandate and annual work programme objectives, EFCA worked to develop and strengthen the skills, abilities, processes and resources that Member States need for the uniform application of the rules of the Common Fisheries Policy in the field of data monitoring and networks.

During 2014, EFCA continued to provide guidance and to facilitate the exchange of best practices for building capacities in this area, whilst also developing information and data exchange solutions for joint control and inspection activities within the EFCA Fishery Information System (EFCA-FIS). The new EFCA-FIS consists of the full suite of operational applications which will be integrated within the new EFCA Enterprise Architecture (EA). Currently, it includes the VMS, ERS, EIR, JADE and FISHNET systems. Marsurv is part of the EFCA FIS but will not be part of the EFCA EA.

Regarding the envisioned Project Management standards, EFCA management identified the need of adopting a Project Management framework suitable for the entire organisation. The project scope was therefore extended and will be handled during 2015.

Main activity results

To organise meetings of the Working Group on Data Monitoring and Networks for the exchange of best practices in related fields of interest.

In 2014, a number of contracts were signed in the domain of Data Monitoring and Networks. Those were the EIR Enhancement, Fishnet development and VMS and ERS maintenance contracts. With the delivery of the new components of the EFCA-FIS and the rollout of the various systems within the JDPs, DMN focused its efforts on arranging the necessary meetings, briefings and training seminars associated with the use of the EFCA-FIS by the MS's within the context of the JDPs. EFCA has made EIR, ERS, Fishnet and Marsurv available to all participating parties thereby providing all the necessary support to increase efficiency in JDPs.

During 2014, EFCA provided a number of EFCA-FIS briefing sessions to MS's and the European Commission, EFCA ERS & Data Management WG meetings were held in conjunction with the JDP SG meetings. In addition thereto, EFCA undertook an extensive EFCA-FIS training schedule in the MS's. These training packages, which were focussed initially on the WW, NS and BS JDP participants, involved a combined Unit B/Unit C team visiting a total of 15 MS and providing training on the use of the applications to 115 participants. In addition to the core training objective these events also provided an opportunity to exchange best practice on data exchange and data management within the context of JDPs. Further EFCA-FIS training packages are planned for the remaining MS's during the first half of 2015.

Month	FIS Training – Member States	Number of MS	Participants
October	FR, IE, NL, DE, PT, DK, ES	7	63
November	LT, PL, FI, EE, SE, LV,	6	40
December	BE, UK	2	12
	TOTAL	15	115

In addition to the FIS Training events in the MS, EFCA also hosted two workshops in Vigo, where further FIS training was provided on the practical use of the FIS within JDPs. The workshop in October had 7 participants from 4 MS, while the December workshop had a further 12 participants from 8 MS.

To continue the development, enhancement maintenance and integration of the EFCA ICT applications in support to JDPs control and inspection activities.

- **EFCA FISHNET (EFCA-FISHNET)**

The final phases of the development of the EFCA-FISHNET digital communication, collaboration and coordination platform were delivered mid-2014. The system is also intended as the single sign-on secured portal for accessing the other operational applications within the EFCA-FIS. It is a modular web-based system that provides a virtual office-like environment designed to support the transfer of information by various means such as voice, video, email and instant messaging. It also includes tools for collaborative document writing tool, a calendar and a mission planner.

- **EFCA Vessel Monitoring System (EFCA-VMS)**

EFCA currently uses the Visma vTrack system as the EFCA-VMS and the system has proven to be an extremely valuable tool for planning and coordination, by providing a picture of the activity in the geographical areas covered by the relevant SCIPs. During 2014, EFCA received and processed approximately 19.000.000 VMS positions. Planning has commenced to integrate the future EFCA-VMS within the EFCA-EA and to again maximise the potential of the shared components and services.

- **EFCA Electronic Recording and Reporting System (EFCA-ERS)**

The EFCA-ERS has been operational since early 2013 and is primarily designed to pool and share MS ERS data. ERS data is now a central component in the control and monitoring of fishing activity and the timely access to this data is essential in coordinated control operations. A new EU-ERS is currently being designed by the European Commission, to take account of recent changes to the CFP, as well as to address some shortcomings identified in the current ERS version 3.1. These changes will be significant and will have a major impact on all ERS systems across the EU.

- **EFCA Electronic Inspection Report System (EFCA-EIR)**

The new EFCA Electronic Inspection Report system was delivered in July 2014. The system is designed to receive and parse EIR messages and allows for automated exchange between parties when so is required. It will also ensure data quality, integrity and reliability through validation operations, and will provide tools to view, search and analyse data for statistical and reporting purposes. It is the first component of the EFCA-FIS to be offered as a 'Software as a Service' or SaaS product (see further details below). A system enhancement package, based on the requirements for additional functionalities identified during the testing and implementation of the initial version, was delivered in late 2014. The

development was based on the user needs analysis and the result thereof is documented in the development project documentation. The EFCA EIR system was scheduled to be installed and available in a production environment during the third quarter. An unexpected technical problem with the creation of the production environment delayed the deployment until 6 November, when the production environment was finally up and running.

- **EFCA Enterprise Architecture (EFCA-EA)**

In mid-2014, work commenced on the development of a new EFCA Enterprise Architecture (EFCA-EA), using the EFCA-EIR as a base. The EFCA-EA provides the platform for the integration of all the operational applications within the EFCA-FIS and also supports and simplifies the management of data across the applications. One of the principal benefits associated with the introduction of the EFCA-EA is the ability for all systems to share common services such as those required for data exchange, reporting, business rules, master data reference, etc. The re-use of components and shared services provides significant savings when enhancing existing systems and in particular, when developing new applications in the future.

- **E-learning platform**

In late 2014, and after a review of the EFCA needs and benchmarking of which systems were used in the EU institutions and agencies, the decision was taken to choose Moodle as the e-learning application to be used in EFCA. Due to conflicting priorities, the deadline for the acquisition of the system was delayed to 2015. The delay has no material effect on the overall project of providing a platform with content, since the work with finalising the Core Curricula, due to time constraints, needed to be finalised before beginning of the creation of the e-learning content. Neither does the delay have any financial consequences.

To successfully operate the EFCA systems for the real-time exchange of operational fisheries related data between MS and EFCA over the Data Exchange Highway (DEH)

- **Implementation of the EFCA-FISHNET**

The EFCA-FISHNET was also used on a pilot basis during the BFT JDP during summer 2014, and proved particularly successful when the CCIC was moved to the French Fisheries Monitoring Centre (CROSS -Etel). Furthermore, Fishnet was used for the first time live outside the Mediterranean JDP by the end of 2014 during the kick-off meeting for the Western Water JDP which starts in January 2015. It is anticipated that the EFCA-FISHNET will become a key component when introduced to the remaining JDPs in early 2015.

- **Implementation of the EFCA-EIR**

The EFCA EIR is designed to exchange EIR data via the Data Exchange Highway (DEH). However, in the absence of an approved XSD, MS were unable to transmit their electronic inspection and surveillance data to EFCA. In September 2014, the European Commission, after consultation with the Member States in the ERS and Data Management Working Group, decided on the use of a provisional XSD for EIR, and it is now anticipated that the exchange of EIR data via FLUX will commence in early 2015. This enables those MS that have their own EIR systems and EFCA to exchange EIR data. As stated above, the EFCA-EIR is now also available as a 'SaaS' product, and those MS without an EIR system will be able to manually upload EIR XML files or to manually enter Inspection and Surveillance data into the EFCA-EIR system. This service, which is optional, also allows each MS to create their own EIR database storage facility within the EFCA-EIR and enables them to exchange EIR data from within the system with other MS, EFCA and third parties.

- **Implementation of the EFCA-ERS**

Whilst the EFCA-ERS has been operational since early 2013, the use of the system and the pooling and exchange of ERS data did not progress as quickly as anticipated. However, the system was used on a pilot basis during the BFT JDP during summer 2014. One of the major strengths of the system is that it is designed to allow for both PULL and PUSH messages, allowing interaction over the DEH with all MS systems regardless of their capabilities in this respect. It is expected that from early 2015, it will become operational within the WW, NS and BS JDP. A considerable proportion of the EFCA-FIS training package delivered to MS was focussed on the EFCA-ERS.

To monitor and strengthen the security of the ICT environment for the exchange of data, documents and information in relation to JDPs

During 2014 EFCA ICT has been focussed on stabilising and standardising the existing server installations with a clear emphasis on security. The following can be highlighted.

- A standard deployment image has been developed following industry's best practices.
- A major change has been done on the network level by segregating the networks and isolating the applications with additional separation of front and backend servers.
- The internal networks now have 2 layers of enterprise level firewalls installed.
- Access to the servers is closely monitored and access to external contractors granted on a need to know basis.
- For the applications developed and hosted by EFCA, four defined environments have been established with defined access matrix.
- All access events are audited.
- An additional protection layer for all the hosted applications has been provided through the use of a reverse proxy from an industry leader company.
- A new system to exchange encrypted large files was established.

In 2014 there has been an agreement to use EU-CERT (Computer Emergency Response Team for EU Institutions) extended services and as a result the implementation of a general logging and analysing system has been performed. The security of the in-house applications will be monitored through periodic penetration scans performed by EU-CERT and third party companies.

To assist third countries in the framework of Fisheries Partnership Agreements in the establishment and-or maintenance of control system IT tools and data management (e.g. ERS, VMS) on EC request

EFCA has assisted the European Commission on three missions to Fisheries Partnership Agreements. Please see further details under section 1.3.4 "To provide Training to third countries on European Commission request"

To assess on a wider scope for the exchange of Electronic Inspection Report (EIR) data beyond JDPs

EFCA assessed the wider scope for the exchange of Electronic Inspection Report and came to the conclusion that the first pre-requisite for such an exchange is Member States having an electronic database with exchange capabilities. EFCA therefore decided to offer its EIR system as Software as a Service. For those Member States that lack that capability today, the service offers a fast track to the acquisition of such system and thereby the ability to store and exchange electronic inspection reports within or outside the JDPs.

To participate and contribute to the EU fisheries expert group meetings and workshops

EFCA attended the following EU meetings and workshops and played an active role in each:

Expert Group Meetings and Workshops	Main tasks	No. of Meetings/ Workshops
ERS & Data Management Working Group	Hosted and led by the European Commission (Mare D4). The group coordinates all aspects of data management and exchange. Also known as the plenary group to which all sub-groups report.	8
Special sub-Working Group on FLUX-ERS Fishing Activity	Review of all aspects of the fishing trip domain and provided proposal for the design of a new ERS system to be presented to the plenary group.	6
Special sub-Working Group on EU-ERS v3.1 issues	To provide a post-implementation review of ERS systems to identify and propose solutions. Chaired by the UK. Findings presented to the plenary in February 2014.	1
Special sub-Working Group on EU Union VMS	To facilitate the participation of all MS, EU, EC and EFCA in the development of a new open source Union VMS system. Group chaired and project managed by Sweden.	3

Deliverables and key performance indicators in accordance with the Annual work programme 2014:

DELIVERABLES	ACHIEVED
1. Feasibility studies, user needs analysis, project management reports	Yes ²⁹
2. EFCA applications developed, enhanced, upgraded and implemented according to planning.	Yes
3. E-learning platform	Postponed
4. System availability rate for the real-time exchange of data, documents and information in relation to JDPs	Yes ³⁰
5. Improved operational monitoring capabilities.	Yes
6. IT contract signed and implemented according to plan.	Yes
7. Test reports	Yes
8. Project Management Scoreboard	Partially ³¹

²⁹ No feasibility study was needed during the period.

³⁰ See KPI for VMS and ERS below. FISHNET's availability rate was 99%.

9. Reports and statistics on the Fishnet, ERS and VMS usage and data exchange metrics.	Yes
10. Reports on the implementation of the IT Security policies and the IT Project Management standards, training materials	Partially ³²
11. Meeting documentation, minutes and reports	Yes
12. Assessment for a wider scope of exchange of EIR data beyond JDPs.	Yes
13. Assistance in the establishment and/or maintenance of control system IT tools and data management (e.g. ERS, VMS) in third countries in the framework of Fisheries Partnership Agreements on EC request.	Yes (3) ³³

KEY PERFORMANCE INDICATORS	TARGET	ACHIEVED
1. Meeting minutes prepared and circulated along with all associated documents.	Within 3 weeks of the meeting being held.	Yes
2. Project Management Scorecard	Quarterly review at IT Steering Committee	Yes
3. VMS - Availability rate - Connected MS rate	>99% by JDP campaign >95%	99% ³⁴ 99,3%
4. ERS - Availability rate - Connected MS rate	99% 95%	99,5% ³⁵ Postponed ³⁶
5. EIR 1.0 in Production Environment	Q3	Q4 ³⁷
6. FISHNET (Phase 3) in Production Environment	Q2	Yes

1.3.4. Training

³¹ The scoreboard functionality was provided through the DMN monthly reports. (3-months gap May-July). However, the projects were monitored in the EFCA IT steering committee and through the EFCA general Scoreboard.

³² For Security policies and Project Management standard, please see 2.2.6 IT. Training materials are made available to EFCA users and externals as appropriate for corporate systems and operational applications.

³³ See section 1.3.4 Training and "To provide training to third countries on the European Commission's request".

³⁴ Up until November 2014 the result was based on estimations and during the month of December it was measured through automatic monitoring and recording. The estimations were based on incidents reported by the users as well as daily checks of the systems.

³⁵ Up until November 2014 the result was based on estimations and during the month of December it was measured through automatic monitoring and recording. The estimations were based on incidents reported by the users as well as daily checks of the systems.

³⁶ Steering Group decisions for WW, BS and NS in September to start exchanging ERS data beginning January 2015.

³⁷ Delay caused by an unexpected technical problem setting up the production environment.

ACTIVITY		
Training		
	CODE	RESOURCES
Staff	Unit B	Planned 1 AD + 2 AST + 1 CA
		Final 1 AD + 2 AST + 1 CA
Standard Budget	BL-B 03020	Planned: € 286,000
		Consumed: € 167,513
		Implementation rate: 59%
ABMS	Code 2.2	Planned: € 1,185,258
		Consumed: € 961,487
		Implementation rate: 81%

Introduction

In the strive towards a level playing field among Member States and between the operators in the fishing community throughout the EU, a common Core Curricula for the conduct of inspections is key. The Core Curricula together with the continued support of training and exchanges of best practice is a strong driver to further approach the goal.

EFCA's internal Training Steering Committee convened four times throughout the year and provided the necessary guidance, coordination and decisions for the tasks carried out during 2014.

Objectives

In accordance with its mandate and annual work programme objectives, EFCA has provided guidance to Member States, facilitated the exchange of best practices and further developed Core Curricula (CC) training courses.

During 2014, EFCA has implemented its roadmap for training based on the CC development, training of trainers in the EU and third countries, provision of regional training in the EU and exchange of best practices in a number of areas including IUU. Here follows a closer presentation of the activities in the area of training for 2014.

Main activity results

To provide engineering and methodological support in the field of training in particular for the development of the Core Curricula.

To successfully manage and monitor the Core Curricula project following agreed rules of procedure of the SGTEE and WGTEE, review and validation steps for the development of training modules, guidelines and policy for the management of Member States comments.

To make available Core Curricula courses on EFCA E-learning platform and to promote the utilisation of the Core Curricula modules for the training of Fisheries inspectors.

- CC developments

To give effect to its coordination duties and legal obligations, EFCA supports Member States in designing a training programme for trainers and Union inspectors. A priority in the development of training programmes is to create and make available reference materials for the training of the trainers of the inspectorates and of Union inspectors before their first deployment, the CC.

In 2014, EFCA has completed and distributed to Member States and the European Commission the CC course on “Port Inspection” (handbook and manual for trainers). This course, together with the CC course on “Inspection at sea”, has been made available in electronic version on the Core Curricula Development Platform (CCDP) and on the EU bookshop website³⁸. The “Port Inspection” was finally published with a slight delay due to a last minute change of format, which will facilitate any future updates as approved by the SGTEE on 17 June 2014. Thereafter, EFCA slightly underestimated the time required for the Publication Office to proof read the material submitted. This delay, however, did not have any material or financial impact.

The remaining CC courses were drafted by external contractors under the supervision of EFCA. The drafts were proof read and further elaborated by EFCA and then Member States in the Working Group for Training and Exchange of Experience (WGTEE), before they were presented to the Steering Group on Training and Exchange of Experience (SGTEE) for approval. In 2014, the following remaining courses have been approved by the SGTEE:

CC	SGTEE meeting 17 June 2014	SGTEE meeting 26 November 2014
3 rd volume <i>“General Principles and Specific types of inspection”</i>	Introduction to fisheries Inspection	Union Inspectors
	Identify the entity to inspect	IUU
	Surveillance	Markets
	Transshipment	Transport

The course on “Finalising the inspection” was already approved in 2013 but, after the publication of “Inspection at Sea” (volume 1) and “Port Inspection” (volume 2), it was decided by the SGTEE (meeting held on 26 November 2014) to group the remaining CC courses in a third volume “General Principles and Specific types of inspection” to be published during Q1 2015.

The “Surveillance” and “Risk Analysis” courses were originally created as one Core Curricula. The SGTEE agreed in the June meeting to split the course into two courses and rename the “Risk Analysis” to “Identify the entity to inspect”.

- CC implementation

³⁸ <https://bookshop.europa.eu/>

Following the distribution of the CC first course “Inspection at Sea” at the end of 2013, EFCA has organised a workshop on 26 February 2014 to provide guidance on the use of the CC by Member States trainers, and to assist Member States authorities to integrate this course into their training programmes. Results and analysis of replies to a questionnaire on the implementation of the EFCA CC first course have been presented during this workshop and the Administrative Board (March 2014). On 14 replies received, 10 Member States have indicated they already use or plan to use CC courses developed by EFCA, 1 Member State replied it would not use the CC courses (subject already covered in its national training material) and 3 replied that possible use was still to be decided. Also, SGTEE meetings organised throughout 2014 have offered the opportunity for EFCA to get updated feedback from Member States on progress made concerning the use of CC material and inclusion in their national training programme.

- CCDP

The Core Curricula Development Platform (CCDP) was used for exchanging information and reviewing documents with the external experts and Member States. The project of a new landing page design for the CCDP was finalized in 2014.

- E-learning platform

The e-learning platform project was initiated, but was not finalized in 2014 due to conflicting priorities (need to focus on CC courses development). Pending such development, the CC courses (“Inspection at Sea” and “Port Inspection”) have been made available on the CCDP. So as to initiate the development of e-training material to be used in the future e-learning platform, a project of short pedagogical film on the use of the electronic “Omega” gauge was started in 2014 using existing EFCA video material. Also, additional shootings were carried out in France (Fisheries Monitoring Centre) and Belgium (transport, market and landing inspections), so as to illustrate control and inspection activities covered by CC courses for future use in the e-learning platform.

- E-training tools (CITRIX “GoToTraining”)

The Citrix “GoToTraining” tool was selected for remote training sessions and has the capability of sharing screens, interactive tests, and presentations with remotely located participants. A first test of CITRIX “GoToTraining” e-training tool was carried out on 13 November 2014 with SK and 5 EFCA officials, and a second test was carried out on 17 December 2014 with EE, HR, NL, PL, SE and SK, with a positive feedback from all involved.

To provide training to third countries on European Commission request

EFCA received two requests for training in third countries which are further explained under section 1.3.5 (Maritime Surveillance, Pooled Capacities and IUU).

To assist third countries in the framework of Fisheries Partnership Agreements in the development of inspection training programmes and/or training manuals for trainers on EC request.

In 2014, EFCA has assisted the European Commission so as to train officials from Cape Verde, Gabon and Ivory Coast in matters relating to monitoring and inspection methodologies in the framework of sustainable fisheries partnership agreements concluded between the European Union and such countries. On the spot training was provided with the assistance of Member States experts (Portugal in Cape Verde, Spain in Gabon, and France in Ivory Coast). The training schedule was agreed between the third country and the European Commission and included topics such as inspection methodologies in the field,

FMC functions such as remote monitoring through tools such as VMS and ERS as well as evidence gathering and other control related topics.

To promote the exchange of knowledge and best practice on control and inspection

To organise meetings or seminars on training and exchange of experience, in particular on the development of indicators for measuring the effectiveness of capacity building mainly focusing on training.

In 2014, EFCA continued to organise trainings to Member States and to promote “exchanges” between Member States Union inspectors in the context of JDP operations, both at sea and on land³⁹. At the end of 2014, trainings were also provided in relation to the EFCA Fisheries Information System.⁴⁰

A summary table of training events organised in 2014 by EFCA is annexed (Annex I.6) to this report.

Deliverables and key performance indicators in accordance with the Annual work programme 2014:

DELIVERABLES	ACHIEVED
1. Core Curricula training courses (content, teaching and learning aids).	Yes
2. Training modules	Yes
3. Training modules availability	Yes ⁴¹
4. E-learning platform	Postponed ⁴²
5. Training to third countries on EC request	Yes (3)
6. Meeting documentation, minutes and reports.	Yes
7. Assistance to third countries in the framework of Fisheries Partnership Agreements in the development of inspection training programmes and/or training manuals for trainers on EC request.	Yes (3)

³⁹ More detailed information can be found in sections 1.3.1.1-3 and 1.3.3.

⁴⁰ More detailed information can be found in section 1.3.3 Data Monitoring and Networks.

⁴¹ Training modules are included in the training courses.

⁴² See section 1.3.3 Data Monitoring and Networks

KEY PERFORMANCE INDICATORS ⁴³	TARGET	ACHIEVED
5. CCDP platform availability rate	>99%	>99% ⁴⁴
5. E-Learning 1.0 in production environment	Q4	Postponed ⁴⁵
5. Courses Published:	Q1	Q3 Delayed
- Landing inspection ⁴⁶	Q1	Postponed ⁴⁷
- Finalising the inspection		
4. Course approved by Steering Group - Surveillance and Risk Analysis ⁴⁸	Q4	Yes
5. CC courses implemented	36% of training courses organised by academies are supported by the CC modules	Yes

1.3.5. Maritime Surveillance, Pooled Capacities and IUU

ACTIVITY		
Maritime Surveillance, Pooled Capacities and IUU		
	CODE	RESOURCES
Staff	Unit B	Planned 3 AST
		Final 3 AST
Standard Budget	BL-B03030	Planned: € 230,791
		Consumed: € 140,270
		Implementation rate: 61%
ABMS	Code 2.3	Planned: € 917,898
		Consumed: € 776,950
		Implementation rate: 85%

Introduction

In the domain of Maritime Surveillance there is a need to react in a cost efficient way to new technologies that may be used in the area of fisheries control. EFCA has contributed to that need by assuming the expert role and given input into various research projects under FP7

⁴³ KPIs and targets included under Annex 2 of the AWP 2014: "Key Performance indicators and targets contributing to the implementation of the training road map".

⁴⁴ This was based on an estimation based on the feedback from end users. No reports of system being unavailable was received nor found by EFCA.

⁴⁵ See section 1.3.3 Data Monitoring and Networks.

⁴⁶ Renamed to Port Inspection

⁴⁷ Decided by STGEE to publish together with remaining CC courses in Q1 2015.

⁴⁸ Split into two courses and renamed after SGTEE decision.

and Horizon 2020 as well as completing a desk study on the possible use of Remotely Piloted Aircrafts in the field of fisheries monitoring and control.

In the domain of contributing to the effective application of the rules of the IUU Regulation, EFCA has worked to create a common understanding on the risks in the area of import and export of fisheries products to and from the European Union. This is an essential step towards risk mitigation and towards an effective control obtained by focusing the control resources to areas with specific problems. This has been accomplished by conducting workshops and seminars where Member States have raised topics of concern for discussion in the group and exchanged experience for the benefit of all participants. Equally important as for the European Union to have uniform and effective control of the imports is it to ensure that there is a good control system in place in the third country of origin. To that end, EFCA has upon request of the European Commission conducted training in the area of fisheries control as well as assisted the European Commission in evaluation missions to third countries.

Objectives

In 2014, EFCA contributed to the implementation of the EU Integrated Maritime Policy (IMP) and the CFP, cooperating in the maritime affairs domain with Member States, the European Commission, relevant EU Agencies and external bodies. In addition, EFCA further developed and promoted the better usage of external information sources not readily available for fisheries control purposes in order to improve monitoring and risk analysis at EU level.

Furthermore, in 2014, EFCA has continued to support the Member States and the European Commission in order to ensure uniform and effective application of the rules of Council Regulation (EC) No 1005/2008 of 29 September 2008 establishing a Community system to prevent, deter and eliminate illegal, unreported and unregulated fishing⁴⁹.

Main activity results

To ensure the publication of the list of Union inspectors on the EFCA website and the timely issuing of Union inspectors identification documents.

EFCA is the designated body to publish the list of Union inspectors on its website and to issue Union inspectors identification documents (Commission Decision 2008/201/EC) upon request of Member States authorities and the European Commission. The list was published on the EFCA website on 7 March 2014. Out of the total number of 1602 Union inspectors on the list, EFCA had requests for a total number of 595 cards to be issued, which were subsequently produced.

To provide contract management services for the procurement of inspection tools, means and services upon request

No requests were made during 2014.

To ensure the availability of an EFCA Operations Coordination Centre in line with operational and user requirements

The coordination centre consists of two operation rooms and one coordination/meeting room. The centre has been used for the operational coordination of four JDP's and year

⁴⁹ OJ of the European Union L 286, 29.10.2008, p.1.

round by the EFCA operational coordination teams for general coordination tasks. 4 MS (NL,PT,BE,LT) used the EFCA coordination centre facilities, for distinct time periods, to ensure the CCIC on behalf of their MS for the Baltic Sea JDP (1 week), North Sea JDP (35 weeks) and Western Waters JDP (22 weeks). Furthermore, in the framework of the BFT campaign, EFCA hosted the coordination centre for the BFT Technical Joint Deployment Group (TJDG) from 15 May – 30 June.

To continue and further improve the cooperation with other EU Agencies on the achievement of an informed and comprehensive surface operation picture of the fishing activities

To continue the development and testing of the MARUSRV application in various JDP areas and to assess its added value and development potential in line with user feedback and availability of maritime data.

Promoting the EU initiative towards an integrated maritime surveillance, EFCA continued to cooperate with other agencies and bodies active in the maritime domain. EFCA took the initiative to prolong the interagency cooperation agreement between EMSA (European Maritime Safety Agency), Frontex and EFCA, that was signed in 2009 for the duration of five years. To a lesser extent there was also cooperation with other EU bodies such as the European Space Agency (ESA) and the European Union Satellite Centre (EUSC) because of joint participation in FP7-H2020 projects and the use of earth observation products for testing purposes (EFCA MARSURV service).

The Marsurv service runs on the IMDATE platform which is developed, maintained and run at EMSA. EFCA provides VMS data for the integrated picture that displays, apart from VMS data, AIS, Sat-AIS and LRIT, data providing an integrated maritime picture of fisheries with related positioning data. In 2014, the cooperation with EMSA intensified with regards to the rollout of the new major update of the EFCA MARSURV application which consisted into establishing two maritime services (Atlantic and Mediterranean). During the time the services were established, parts of the services were unavailable during limited periods from 1 January to 8 May, making the services available for its users during approximately 90% of the year. As from 8 May, the Marsurv services have been available 100%.

In 2014 EFCA engaged in the following inter-agency cooperation activities:

Inter-agency cooperation 2014	Remarks
Frontex	
European Patrol network workshops focusing on developments in illegal immigration sea border surveillance activities, thus allowing for EFCA to present its activities and to exchange views on best practices and latest technological developments.	EFCA attended both 2014 workshops Lisbon 4-5 June, Warsaw 9-10 December
Frontex joint operation, evaluation and planning meetings to coordinate and exchange views regarding operational cooperation in specific areas.	EFCA attended two meetings for the coordination of activities Rome 27 March, Athens 30 April
Frontex workshop and demonstration on the integration and exploitation of RPAS data.	Rome 25-26 November
Training for Frontex surveillance teams regarding the detection of possible fishing activity in their area of operation and the exchange of sighting information with EFCA	EFCA provided 3 briefing/training sessions (28 February, 17 July, 4 November) through video conferencing

Eurosur establishing the European Border Surveillance System (Reg. (EU) No 1052/2013 ⁵⁰)	Preparation of a Service level agreement for the exchange of VMS information via the Integrated Maritime Data Environment
EMSA	
EFCA MARSURV Service is the integrated maritime service application (IMDatE) developed by EMSA in close cooperation with EFCA for the fusion and correlation of fisheries specific maritime information. EFCA is developing and providing vessel register information and vessel behaviour parameters.	To date there are more than 50 users in 12 Member States and EFCA. A Technical User Group meeting was organized (Vigo 12 March) to collect feedback and user experience from MS users.
IMDatE meetings in the margin of the EFCA MARSURV Service development	EFCA participated in the following meetings; -4th EMSA-ESA SAT-AIS meeting (Lisbon 21 February) -4th IMDatE User Consultation (Lisbon 30 October)
EMSA/Frontex/ESA	
CYRIS (Interagency RPAS Integrated Services) a proposed project to investigate how RPAS can improve the surveillance and detection capabilities.	EFCA participated in the project initiation meeting in Noordwijk 7 November
JRC (Copernicus project)	
Copernicus , previously known as GMES, is a European initiative aiming at providing Europe with a continuous, independent and reliable access to observation data and information.	At the request of the Joint Research Centre (JRC) EFCA provided extensive input for the identification of the requirements for Copernicus Maritime Surveillance Services for Fisheries control in support of the ad-hoc Working-Group on Copernicus-Security.

To contribute to the development of the Common Information Sharing Environment (CISE) and Maritime Surveillance associated projects

The CISE roadmap, will lead to the creation of a decentralised maritime information exchange system, interlinking all User Communities, both civilian and military, in the maritime domain. EFCA is a full member of the Technical Advisory Group (TAG) of the CISE and as such contributes significantly to the development of the CISE.

Activity	Detail
EFCA attended TAG Meetings and provided expertise input to relevant reports and working documents.	-TAG 18 Brussels, 26 March -TAG 19 Brussels, 1 October

FP7-H2020

In 2014 EFCA continued to provide expertise regarding fisheries control and fishing vessel behaviour in support of selected innovative Maritime Surveillance FP 7 projects (in finalisation phase) and H2020 projects (in initiation phase).

Projects	Remarks
FP7 - NEREIDS aimed at improving space-based maritime surveillance techniques in order to support activities in the domain of fisheries	EFCA was member of the user validation board and provided extensive input on user requirements and evaluation of test results.

⁵⁰ OJ of the European Union L 295 of 6.11.2013, p. 11.

control.	EFCA participated to the Nereids Second User Group meeting (on 28 April, Barcelona)
H2020 EU bodies as well as project consortia contacted EFCA requesting input for the drafting of project proposals.	EFCA provided input and expressed interest for the following project proposals: SARAOS, ESA ARTES 20 DeSIRE 2, VEOS

- **Report on Remotely Piloted Aircraft Systems**

A desk study was completed on the possible use of Remotely Piloted Aircraft Systems (RPAS) in fisheries management. The study was distributed to the Administrative Board in October 2014. A few potential uses were highlighted such as vessel and detection and identification, measuring of static gear, monitoring of discarding/high grading practices, monitoring of closed areas, to mention a few. Other highlighted areas that would need attention such as under which conditions RPAS could operate and the need of an initial evaluation of appropriate equipment as well as the need of a cost benefit analyses were identified. The rather uncertain legal context for the operation of RPAS today will also need further analysis. In the context of RPAS, EFCA participated in a meeting via VC hosted by DG Mare on 4 September and also attended two further meetings which are disclosed in the table of "Inter-agency cooperation 2014" above.

Assistance to the European Commission the tasks transferred under Commission Decision 2009/988/EU, including audits and evaluation missions to third countries (on request of the European Commission)

The support by EFCA has been organised in the fulfilment of the tasks transferred to EFCA under Commission Decision 2009/988/EU of 18 December 2009, in particular evaluation and dialogue missions to third countries. In 2014, EFCA has participated and supported the European Commission in 5 evaluation and/or dialogue missions to the following 8 third countries:

Third countries	Mission dates
Ecuador	28 January to 7 February
Solomon Islands, Fiji, Tuvalu	9 to 21 February
Cape Verde	3 to 8 March
South Korea, Philippines	1 to 12 June
Thailand	8 to 9 October

In addition, EFCA has supported the European Commission by analysing approximately 12 000 documents (catch certificates and other support documents received from the European Commission) for the preparation of the mission to Micronesia and Marshall Islands (September). As regards other tasks delegated to EFCA under Commission Decision 2009/988/EU, no further requests have been received in 2014.

To organise Workshop Seminars on IUU for MS competent authorities and third Countries if so requested by the European Commission

a) Workshops and seminars for Member States

In accordance with the planning presented by EFCA at its IUU plenary seminar (Vigo, on 12 and 13 November 2013), four regional IUU workshops were held in 2014 (see summary table on EFCA training activities in Annex I.6). The main aim of these workshops was to

facilitate exchange of experiences between Member States. Specific training topics covered by EFCA in 2014 were defined by Member States and EFCA and covered RFMOs rules, practical demonstration of web information tools, and verification of catch certificates and accompanying documents. In total, 47 participants from 19 Member States were present at these workshops. The 44 received evaluations rated the overall quality of the events with 35 “very good” and 9 “good”.

Complementary to the regional IUU workshops, an IUU plenary seminar for all Member States took place in Vigo on 4 and 5 November 2014. 37 participants from 21 Member States were present. The 35 evaluations received rated the overall quality of the event with “very good” or “good”. This positive feedback is the result of the practical “hands-on” approach for workshops and seminars, where priority was given to group exercises and exchange of experiences.

A risk analysis methodology project was initiated and discussed during the workshops which aim is to assist Member States to apply a basic uniform view of the challenges and to focus the resources on the problem consignments in the catch certification schema for fisheries products under the IUU Regulation. The process will be completed during 2015.

b) Workshops and seminars for third countries (on European Commission request)

Following the positive feedback received from the Philippines event in July 2013, two further capacity building missions on IUU have taken place in Curacao in January 2014 and in South Korea in October 2014 on request from the European Commission. The technical assistance from EFCA was in particular provided in the areas of catch certificates validation, inspection methodologies, setting up of a Fisheries Monitoring Centre (FMC), risk assessment procedures, and use of remote control technologies.

To provide support to training actions and national seminars on IUU at the request or MS

No such requests were made.

Deliverables and key performance indicators in accordance with the Annual work programme 2014:

DELIVERABLES	ACHIEVED
1. Up to date list of Union Inspectors on the EFCA Website	Yes
2. Supporting documentation, expertise and feedback to management regarding development of maritime projects	Yes
3. Active participation and expert input in the CISE project, attendance to TAG and associated project meetings.	Yes
4. User defined applications “Marsurv-3” for the provision of the integrated maritime awareness picture during EFCA coordination activities.	Yes

5. Effective information sharing and exchange of best practices in the framework of IMP and inter agency cooperation. Attendance to inter agency maritime workshops and seminars.	Yes ⁵¹
6. A functional EFCA coordination centre, providing access to maritime information systems and applications, in line with the operational and user requirements.	Yes
7. Meeting documents and minutes.	Yes
8. Workshop seminars for Member States' IUU competent authorities	Yes (5)
9. Participation in Member States' national IUU seminars on request	N/A ⁵²
10. Reports on the implementation of agency activities related to IUU	N/A ⁵³
11. IUU training seminars for third countries experts on request of the European Commission	Yes (2)
12. Mission preparation, on the spot visits and reports on audits on evaluation missions in third countries.	Yes

KEY PERFORMANCE INDICATORS	TARGET	ACHIEVED
ID cards issued for new Union Inspectors	100% of Union inspectors deployed are provided with a card	100%
MARSURV-3 application available and effectively used during EFCA coordination activities	>95% availability rate Additional positions (number and %)	91% ± 60,000,000 i.e. 78% of all positions received comes from sources other than VMS.
User evaluation on availability of Maritime applications and tools at EFCA Operations coordination centre	Satisfactory rate >75%	80% ⁵⁴
Participation to Technical Advisory Group (TAG)	Attendance rate >90%	100%

⁵¹ See table "Inter-agency cooperation 2104" in section 1.3.5.

⁵² No requests were made.

⁵³ No support was requested by the Commission. Please see section 1.3.5 "Assistance to the European Commission ...".

⁵⁴ This value is based on user's general feedback. EFCA has used no specific method for measuring the satisfaction rate. The satisfaction rate was approximately 60% in the first two quarters of the year and has steadily improved to be above 80% in the late part of the year.

meetings (CISE)		
IUU workshops and seminars satisfaction rate ⁵⁵	>75%	90%
Multiannual index to be used as a tendency for compliance evaluation purposes		
IUU workshops and seminars; Number of participants		5 seminars/84 participants
Number of evaluation missions, dialogue missions, and follow-up missions to third countries.		5 missions (7 countries)
Number of catch certificates and processing statements analysed and processed		1,632 catch documents and approx. 10,000 accompanying documents.
Number of files and reports produced within 3 weeks of the completion of the mission		5

Part II - Governance and horizontal support

Governance and Representation		ABMS Code 3	
Administrative Expenditure			
	CODE	BUDGET	
ABMS	Code 3	Planned	€ 856,504
		Consumed	€ 855,279
		Implementation rate: 100%	

2.1 Governance and representation

2.1.1 Administrative Board

ACTIVITY	BUDGET BL A02500	
Administrative Board	Planned	€ 50,000
	Consumed	€ 41,650
	Implementation rate: 83%	

Introduction

The Administrative Board is the governing and controlling body of EFCA. It is composed of six members representing the European Commission and one representative per Member State.

After the sad passing away of Mr Jörgen Holmquist, the Office of the Chair fell vacant on 28 March 2014. The Administrative Board elected Mr Reinhard Priebe as Chair of the EFCA Administrative Board with effect from 17 October 2014 at its 21st meeting on 17 October 2014. The Deputy Chair is Mr Dario Cau who acted with great dedication as acting Chair between 29 March and 16 October 2014.

⁵⁵ KPIs and targets included under Annex 2 of the AWP 2014: "Key Performance indicators and targets contributing to the implementation of the training road map".

Objective

The forefront objective of the Administrative Board is to ensure the correct and effective functioning of the Agency.

Main activity results

In 2014, two meetings of the Administrative Board were held in Vigo; the 20th meeting of the Administrative Board was held on 13 March and the 21st meeting on 17 October.

At its 20th meeting, the Administrative Board adopted, amongst other, the Multiannual Staff Policy Plan for 2015-2016, the Draft Budget for 2015 and the Annual Report 2013, endorsed the Focus Group project on compliance with the requirements for accurate recording of discards and took note of the Provisional Multiannual work programme for years 2015-2019 and Annual work programme for year 2015, and renewed the term of office of the Chair and Deputy Chair of EFCA's Administrative Board. The Board also welcomed the presentation of the European Commission on the EMFF: Joint purchase and/or chartering of control means by Member States.

At its 21st meeting, the Administrative Board elected the new Chair and adopted, *inter alia*, the Multiannual work programme of EFCA for years 2015-2019 and the Annual work programme for year 2015 together with the Budget of EFCA for year 2015, the Policy on the prevention and management of conflicts of interest (the Policy and the declarations of interest are available at EFCA's website) and the anti-fraud strategy. The Administrative Board endorsed the work done by the Administrative Board Focus Group on Compliance evaluation, confirmed the establishment of the Internal Audit Capability (IAC) at EFCA and welcomed the presentation by the European Commission on the EFCA assistance within the Fisheries Partnership Agreements.

With reference to the written procedures, it is noteworthy to mention the new approach on the Administrative Board assessment and analysis of the Annual report 2013. The written procedure was launched on 22 July and adopted on 5 September.

A list with all the Administrative Board decisions adopted during 2014 is provided under Annex VII.1.

Expenses in this Budget line relate to the reimbursement of the Administrative Board representatives attending the Administrative Board meetings. This type of cost is subject to seasonal variability.

Deliverables and key performance indicators in accordance with the Annual work programme 2014:

DELIVERABLES	ACHIEVED
1. Agency Administrative Board Decisions	Yes
2. Agency Multiannual work programme	Yes
3. Annual work programme and Annual Report	Yes
4. Adoption of the Budget	Yes

5. Adoption of the Accounts	Yes
6. Adoption of the Multiannual Staff Policy Plan	Yes
7. Endorsement and/or support of the activities carried out by the Agency in the development of its mission	Yes

KEY PERFORMANCE INDICATORS	TARGET	ACHIEVED
1. Number of Administrative Board meeting	2	2
2. Preparation and notification of the Board decisions in due course	100%	100%
3. Preparation and notification of the Board Agency Multiannual work programme, Annual work programme and Annual Report in due course	100%	90% ⁵⁶
4. Preparation, adoption and notification of Budget and the Accounts in due course	100%	100%
5. Preparation, adoption and notification of Multiannual Staff Policy Plan in due course	100%	100%
6. Preparation of briefings and/or notes addressed to the Administrative Board	100%	100%

2.1.2 Advisory Board

ACTIVITY	STANDARD BUDGET BL A02501
Advisory Board	Planned € 6,000
	Consumed € 5,931
	Implementation rate: 99%

Introduction

The Advisory Board is composed of one representative of each Advisory Council (AC) and was established in the Agency founding regulation to advise the Executive Director and to ensure close cooperation with stakeholders.

⁵⁶ The distribution key is as follows: The MWP&AWP 50% and AR 50% (split as follows: performance of the duties (10%), financial (10%) and management information (10%), results of the operations (10%) and analysis and assessment of the AB (10%).

An Advisory Board representative in the EFCA Administrative Board is appointed in accordance with the yearly rotation system agreed by its members. From 2 March 2014 to 1 March 2015 the LDAC was appointed representative of the Advisory Board in the Administrative Board, and the alternate the NSAC. The representative of the Advisory Board in the Administrative Board will rotate to the NSAC and the alternate will be the representative of the MEDAC on 1 March 2015.

Objective

The main objective of the Advisory Board is to advise the Executive Director and to ensure close cooperation with stakeholders.

Main activity results

The Advisory Board met twice in 2014 prior to the Administrative Board meetings; in Brussels on 28 February and in Vigo 17 September 2014. The representatives of the Advisory Board also participated and contributed to the Focus Group Seminar meeting organised by EFCA in Dubrovnik in January 2014.

During the Advisory Board meeting organised on 28 February, the Advisory Council representatives provided feedback on the implementation of the annual work programmes (2013 and 2014), advised on the provisional Multiannual work programme 2015-2019 & Annual work programme 2015 of EFCA.

The main topics discussed during the meeting convened on 17 September 2014 in Vigo were, *inter alia*, the collaboration between the Advisory Board and the Agency, the implementation of the Annual work programme 2014, the draft Multiannual work programme 2015-2019 & Annual work programme 2015 and the representation of the Advisory Board in the Administrative Board of the Agency.

Deliverables and key performance indicators in accordance with the Annual work programme 2014:

DELIVERABLE	ACHIEVED
Advisory Board advice regarding the Multiannual and Annual work programme of the Agency, containing the main concerns, needs and priorities of the stakeholders to be considered in the Agency field of action.	Yes

KEY PERFORMANCE INDICATORS	TARGET	ACHIEVED
1. Number of Advisory Board meetings	2	2
2. Advisory Board conclusions to be prepared, delivered and notified to the Advisory and Administrative Board in due course	100%	100%

2.1.3 Representation and Networks

ACTIVITY	STANDARD BUDGET BL A01300
Representation and networks	Planned € 100,000
	Consumed € 73,502
	Planned/consumed: 74%

Introduction

This expenditure embeds EFCA's participation to external meetings.

Objective

Through this action EFCA ensured representation, cooperation, dialogue and transparency with other institutional bodies, EU agencies and third parties.

Main activity results

The Advisory Councils represent the stakeholders in relevant geographical areas or fisheries. There are seven Advisory Councils which cover different fishing grounds; both in EU and international waters and those under fisheries agreements: North Sea AC, Pelagic Stocks AC, North Western Waters AC, Baltic Sea AC, Long Distance AC, South Western Waters AC and Mediterranean Sea AC.

The ACs are an important target audience for EFCA in its Communication policy, as they are partners and suppliers of information to a range of fisheries organisations and other stakeholders.

During 2014, EFCA participated in meetings of the Executive Committees of the ACs, especially in those of the ACs affected by the Joint Deployment Plans adopted by EFCA. The Agency also participated in the AC Working Groups, but solely when issues referring to EFCA competences were included in the agendas of the relevant meetings⁵⁷.

EFCA attended the meetings convened by the European Commission, the European Parliament and the Council where its presence was desirable, required or in the interest of the Agency.

Three main events must be highlighted, namely the participation of EFCA in two Hearings in the **European Parliament** (EP) Committee on Fisheries (PECH), "Implementing the discard ban" on 7 April, and "Fight against illegal fishing (IUU)" on 29 September, and secondly, the presentation by EFCA's Executive Director in the PECH Committee on the subject of the Multiannual work programme 2015-2019 and Annual work programme 2015 on 4 December. The presentation was followed by valuable contributions made by the MEPs who pointed out that the CFP reform has given more competences to EFCA and acknowledged the need to align the expectations in the CFP with the appropriate financial and human resources.

EFCA has participated, and supported the EU delegation, in meetings of the RFMOs, in which JDPs are implemented: NAFO, NEAFC, and ICCAT. During 2014, the Agency also participated in the Coastguard Forum meetings.

⁵⁷ Additional information is provided under the section programmes, plans and assessment.

On horizontal matters, the **inter-agency cooperation** network coordinates the relations between Agencies, the European Commission and the European Parliament. In this context, the Executive Director and the Head of Administration attended the various meetings held at managerial level. Likewise, Agency staff met their counterparts through specific technical networks: Procurement (NAPO), Communication, Data protection, Legal (IALN), IT, the Performance Development Network (PDN) and Accounting.

Noteworthy is the contribution of EFCA to the roadmap proposed by the European Commission following the tripartite approach on EU decentralised agencies endorsed by the European Parliament, the Council and the European Commission in July 2012. EFCA has contributed to the roadmap implementation through the EU Agencies Performance Development Network to find synergies and to optimise the available resources.

Within the EU Agencies PDN the work developed, *inter alia*, in the following fields has been especially relevant: a common template gathering common elements for the multiannual and annual work programme of the agencies, thus a programming document across agencies, the report on performance indicators in the EU agencies, a consolidated annual activity report template and the guiding principles for agencies external evaluations.

The Agency was also represented on the Board of the Translation Centre in Luxembourg during two meetings in 2014.

Last but not least EFCA has notably rationalised the number of meetings requiring participation which has been translated in a decrease of the expenditure.

Deliverables and key performance indicators in accordance with the Annual work programme 2014:

DELIVERABLES	ACHIEVED
1. Attendance to relevant meetings for the Agency	Yes
2. Contribution to drafting positions in the field of the inter-agency working group	Yes
3. Presentations and briefings delivered in the different meetings	Yes
4. Briefings and documents issued to inform the institutional bodies and third parties	Yes

KEY PERFORMANCE INDICATORS	TARGET	ACHIEVED
1. Rate of participation on the Heads of Agencies and Heads of Administration	2 meetings	2
2. Number of debriefings/informative notes provided to the Administrative Board	Twice a year under the Information from the ED provided to the Board during the Board meetings	Yes

2.1.4 Communication

ACTIVITY	STANDARD BUDGET BL A02700	STAFF
Communication	Planned € 55,000	Planned 1 AD
	Consumed € 37,867	Final 1 AD
	Implementation rate: 69%	

Introduction

The Communication strategy plan warrants that the EFCA activities are well known for the partners and stakeholders working with the Agency as well as for its target audiences.

Objective

The objective is to support the Communication strategy defined by the European Commission in the field of the Common Fisheries Policy, and concretely, in Control, contribute to build a culture of compliance, have a fluent flow of information with the institutional actors and foster the European Union values.

Main activity results

Once again, the Agency contributed to the Communication Strategy defined by the European Commission in the field of the Common Fisheries Policy and in particular in the area of Control and Enforcement by attending the Seafood Exposition at the European Commission stand, keeping its website up to date with information, and producing publications for the general public such as the MWP 2014-2018, the Annual Report 2013 and a new brochure. In 2014, a new corporate video of the EFCA and a new B roll of images were produced with the cooperation of the Irish authorities. Furthermore, several communication materials were produced.

With a view to promote the values of the European Union locally, EFCA organised the Europe Day on its premises. The event was attended by prominent regional and local authorities as well as other fisheries stakeholders and was widely covered in the regional press. Furthermore, during 2014 bilateral meeting were organised with the mayor of Vigo, Mr Abel Caballero, the President of the Galician government, Mr Alberto Nuñez Feijoo and the newly appointed Delegate of the Spanish government in Galicia, Mr Santiago Villanueva, for updating about EFCA's activities. Other visits from stakeholders were received in EFCA premises, such as students from the Master on Fisheries management from the University of Alicante or representatives of the development NGO Amigos da Terra. Regarding institutional relations, the EFCA organized a side event and presentation on 23 September 2014 to the participants at the NAFO Annual meeting which was held in Vigo and invited Mr Fred Kingston, NAFO Executive Secretary, to EFCA.

During 2014, the biggest development in Communication terms was the building of the capacity of online communication. The new intranet of the EFCA based on Sharepoint was finally launched during the month of August and has meant a leap forward in terms of enhancing internal communication, sharing easily documents, information and events, streamlining working processes, enabling project management within the EFCA and fostering transparency. Furthermore, a new website for the EFCA is being developed; the deployment of the system has already taken place in 2014 and will go live in 2015.

Communication with the media mainly revolved around the conclusions of the Administrative Board meetings, the results of the seminar on coordination of new CFP provisions in Dubrovnik and the workshop on control of the bluefin tuna with EU and non EU countries organized by the EFCA.

The Communication projects planned were all carried out; savings were done in the financial quotes.

Deliverables and key performance indicators in accordance with the Annual work programme 2014:

DELIVERABLES	ACHIEVED
<p>1. Stakeholders</p> <p>Communication on the seminars/events organised with RACs</p> <p>Stakeholders visits to the Agency</p>	Yes
<p>2. General Public</p> <p>New website on Agency's work</p> <p>Stand, Agency staff presence, promotional material at the Seafood Exposition in Brussels and the Maritime Day</p> <p>Participation in EU activities on the CFP and particularly Control such as information seminars, press conferences or fairs</p> <p>Layout and distribution of the main publications: Annual Report and Work Programme</p> <p>Effective Communication tools available for trainings, visits, fairs, presentations, etc.</p> <p>Strong media relations on the topics covered by the Agency</p> <p>Main Agency supports apply the corporate visual identity</p>	Yes
<p>3. Local public</p> <p>Organisation of a local event with vast institutional presence and media coverage</p> <p>Cooperation with the EC Representation Office and EU Communication relays</p> <p>Organisation of visits of the local stakeholders to Agency office</p>	Yes
<p>4. Institutional actors</p> <p>Presentations to EU stakeholders, especially those involved in the JDPs</p>	Yes
<p>5. EFCA staff</p> <p>Holding staff meetings after the Administrative Board meetings as well as when there are major developments within the EFCA</p> <p>Keep updated a collaborative intranet which will boost communication</p> <p>Organise social events that can favour cross-unit and informal communication</p>	Yes

KEY PERFORMANCE INDICATORS	TARGET	ACHIEVED
1. Number of visits to the EFCA by stakeholders	6	6
2. Publications produced	2	3
3. Number of visits to the EFCA website	4,000 average visits per month	4,000 average visits per month
4. Number of informative sessions where the EU/CFP is addressed with a local audience	3	4
5. Number of presentations to institutional actors	6	6
6. Meetings with staff when relevant	2	4

2.2 Horizontal support

2.2.1 Major events

In 2014 the following important events/issues were addressed:

- Moving towards greater efficiency through increasing use of information systems or streamlining procedures, in particular reduction of ex-ante and more use of ex-post controls in Finance;
- Completion of projects related to the revised Financial Regulation and Staff Regulations, in particular the adoption of related rules and Data Protection (DP) notifications;
- Development of policies related to the Common approach, in particular for Conflict of Interest (Col) Policy and Anti-fraud strategy;
- Establishment of an updated service level agreement with the Paymasters Office for continuation of services related to salaries, missions and pensions;
- First use of electronic invoicing with the inception of E-Prior in EFCA for DG DIGIT framework contracts;
- A new Intranet with a large amount of information related to Horizontal services became operable in the middle of the year.

In 2014 a first reduction of posts in line with the general 5% staff reduction foreseen in the Inter-institutional agreement for decentralised agencies was implemented through the removal of one post from administrative staff (Unit A). This will be followed by the removal of a second post, also from administrative staff in 2015, representing in total 4% of the TA staff.

2.2.2 Budgetary and financial management

- **Budget Implementation**

There were €9.22 million set as 2014 contribution to EFCA from the total subsidy of the European Union.

EFCA has implemented 99.1% (98.6% in 2013) of the commitment appropriations, and 88.4% (83.9% in 2013) of the payments appropriations. The level of carry forward 2014-2015 has been 11% (15% in 2013).

Budget implementation for commitments and payments 2014

	VOTED BUDGET 2014		BUDGET EXECUTION					
	VOTED BUDGET 2014	Transferred	COMMITMENTS			PAYMENTS		
TITLE			Appropriations (€)	Committed (€)	% exec	Appropriations (€)	Paid (€)	% exec
TITLE I	6,344,359	-360,233	5,984,126	5,916,889	99%	5,984,126	5,819,393	97%
TITLE II	1,160,000	360,233	1,520,233	1,505,893	99%	1,520,233	1,127,505	74%
TOTAL TITLE I AND II	7,504,359	0	7,504,359	7,422,781	99%	7,504,359	6,946,897	93%
TITLE III	1,712,791	0	1,712,791	1,710,333	100%	1,712,791	1,203,895	70%
Capacity Building	937,791	- 37,200	900,591	898,193	100%	900,591	485,650	54%
Operational Coordination	775,000	37,200	812,200	812,140	100%	812,200	718,245	88%
TOTAL	9,217,150	0	9,217,150	9,133,114	99%	9,217,150	8,150,792	88%

The cancellation of payment appropriations⁵⁸ in the budget of EFCA for 2014 is €142,576 representing 1.3 % of the total payment appropriations of 2014. This amount is broken down as follows:

- Non-used payment appropriations of 2014 is €84,036
- Cancellation of payment appropriations carried over from 2013 (C8 fund source) is €58,540

In terms of the share of payments in compliance with the Financial Regulation time limits, 99.9% (95% in 2013) of all payments were made within the legal targets and the average number of days for payment in 2014 was 18 days. There was no interest charged by suppliers through late payments.

KEY PERFORMANCE INDICATORS	TARGET	ACHIEVED
Execution rate commitments appropriations	As close as possible to 100%	99.1%
Execution payment appropriations	>=70%	88.4%
Percentage of payments done within the time limits	>95%	99.9%

⁵⁸ After taking into account automatic as well as non-automatic carry overs of payment appropriations from 2013 (for EFCA in 2014, fund source C8 – appropriations carried over automatically).

- **Activity Based Management information**

In accordance with the Activity Based Management System (ABMS) approach approved by the Administrative Board on 19 October 2010, the Annual Report 2014 is the fifth report implementing ABMS in its reporting, adding the total estimated direct and indirect costs for each activity.

EFCA accomplishes its mission through its two operational activities and one functional activity integral to its operation as an independent EU body:

- **Operational activities**
 - Operational Coordination⁵⁹
 - Capacity Building⁶⁰
- **Functional activity**
 - Governance and Representation⁶¹

EFCA uses the following allocation methodology for the planning (AWP procedure) as well as for the implementation figures (AR procedure):

- Direct cost allocation. The operational expenditure (Title III) is allocated directly to one of the activities (e.g. the budget line *North and Baltic Sea* is directly allocated to the activity *North and Baltic Sea*)
- Indirect cost allocation. The staff and overhead expenditure (Titles I and II) are allocated to the different activities based on different drivers. The main driver is the dedication of staff to each activity, which is weighted with the **average cost** for AD, AST and CA posts. EFCA will be using the real basic salary cost for each staff's type of contract/grade in its activity based budgeting starting in 2016 AWP.
- EFCA estimates its horizontal support costs separately, which are then distributed within each of the activities based on the final weight of each main activity. The figures presented for ABB (figures planned in the AWP 2014) and ABC (2014 implementation figures) for each activity include the horizontal support expenditure.

Considering the methodology explained above, the following table presents the budget (ABB) allocated to the activities and sub-activities in the AWP 2014, as well as the final output of the real costs allocated to each activity (ABC) based on the actual budget implementation.

⁵⁹ Activity code: 1 (ABMS).

⁶⁰ Activity code: 2 (ABMS).

⁶¹ Activity code: 3 (ABMS).

Activity based budget planned and implemented in 2014

Code	Activity/ Sub activity	AWP 2014 – Planned budget (ABB)		AAR 2014 – Budget Implementation (ABC)		Rate of implementation
		€	% of total	€	% of total	
1	OPERATIONAL COORDINATION	5,052,742	55%	5,016,706	55%	99%
1.1	North and Baltic Sea	1,275,502	14%	1,206,675	13%	95%
1.2	North Atlantic and WW	1,388,093	15%	1,308,726	14%	94%
1.3	Mediterranean and Black Sea	1,027,583	11%	1,168,581	13%	114%
1.4	Programmes, Plans and Assessment	1,361,565	15%	1,332,724	15%	98%
2	CAPACITY BUILDING	3,307,904	36%	3,261,129	36%	99%
2.1	Data Monitoring and Networks	1,204,748	13%	1,522,691	17%	126%
2.2	Training	1,185,258	13%	961,487	11%	81%
2.3	Maritime Surveillance, Pooled Capacities and IUU	917,898	10%	776,950	9%	85%
3	GOVERNANCE AND REPRESENTATION	856,504	9%	855,279	9%	100%
	TOTAL	9,217,150	100%	9,133,114	100%	99%

As shown in the table above, and analysing the main 3 activities, no significant changes are found in respect of the ABB figures presented in the AWP 2014.

In the chapter of operational coordination, from 2014 the previously independent budget lines for North Sea and Baltic Sea on the one side, and for North Atlantic and Western waters on the other side, were merged. The synergies in the organisation of meetings and the increase of remote coordination and reduction of missions of EFCA staff allowed the surplus budget to be dedicated to the implementation of the landing obligation initiatives by EFCA, and the increase in the scope of the Mediterranean JDP. Figures of budget for 2015 have been already adapted on the view of the 2014 experience.

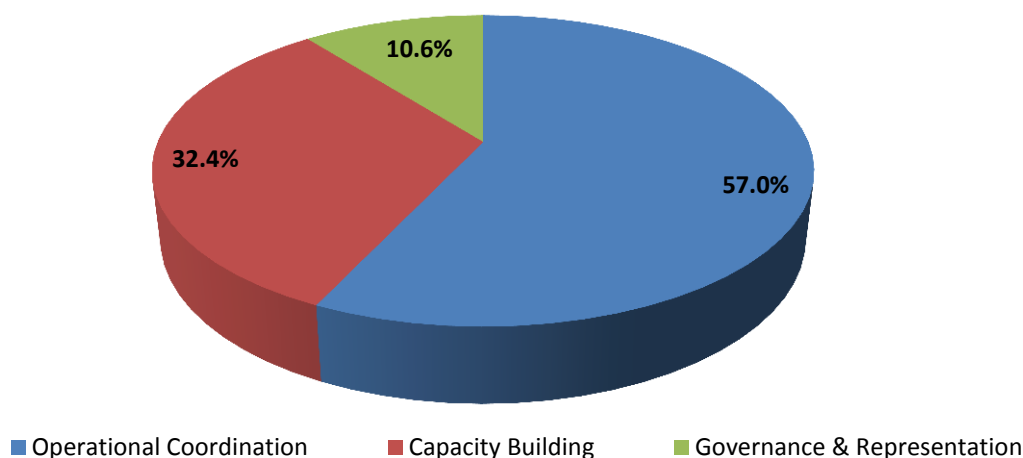
In any case, in this chapter it has also to be considered that most of expenses relate to missions (travel) and meetings (experts reimbursement). These types of costs are subject to high seasonal variability and a flexible approach, and detailed follow-up is applied to ensure that all necessary activities are fulfilled through small transfers of budget allocation between lines.

In the case of Capacity Building, as shown in the standard presentation of the budget implementation, decisions were taken to transfer budgetary means from sub-activities 2.2 (Training) and 2.3 (Maritime Surveillance, Pooled Capacities and IUU) to 2.1 (Data Monitoring and Networks). The surplus for 2.2 was due to the re-planning of the e-learning project and in 2.3 mainly found in missions and meetings. The budgetary means were used for the strengthening the operations in DMN in order to further support the development of the smart CCIC, and the setting up of the foundation for remote operational coordination. The means were used specifically for meetings and missions for the extended roll out training in the FIS, software development and maintenance, necessary licenses as well as system administration services for the operation of the FIS.

In accordance with the ABMS the pie chart below shows the distribution of the staff allocation by activity:

Distribution of the staff allocation by activity

% of dedication of staff



2.2.3 Human Resources (HR) management

- **Personnel Selection and Recruitment**

On 31 December 2014, the total number of EFCA staff in activity was 56 including 52 Temporary Agents, and 4 Contract Agents. There were 2 Seconded National Experts (total usage of SNEs in 2014 was 2.4 FTE). The new Head of Unit B and two more temporary agents were recruited in the first half year of 2014. There were departures of one contract agent in September and of two temporary agents at the end of the year. Two selection procedures were launched for vacancies in Unit B, whereof one was finalised, and one is ongoing. The establishment plan was filled to 98% in 2014.

Under a Service Level Agreement with EMSA, 0.2 FTE was provided for sharing the Internal Audit Capability. External personnel from a temporary employment agency were used for covering temporary replacements to a total of 3.7 FTE. Furthermore, external service providers were used for delivering specified structural services within the EFCA premises, mainly in the areas of ICT and Logistics. The total of this amounted to 8.4 FTE.

With regard to successfully recruiting personnel, the risk related to finding and retaining staff is not having a tangible negative impact, which is evidenced by the high occupation rate and relatively low turnover of staff. One exception is for SNEs where it has been difficult to maintain the level of 4 FTE per annum, either with long or short-term SNEs.

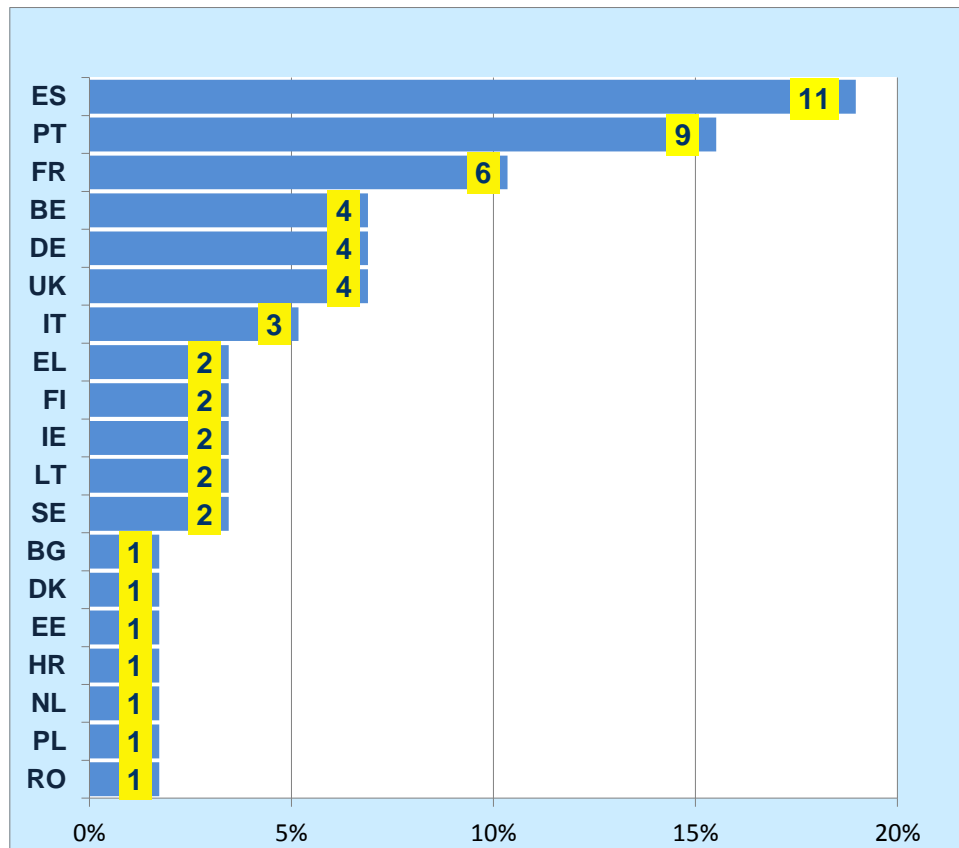
- **Organizational development and Staff structure**

EFCA adjusted its organization in four decisions on its organizational chart done in January, February October and December, mainly reinforcing staffing in the area of ICT.

The average age of staff is 46 years. As in the previous years there is a wide composition of staff in regard to nationalities as analysed below.

Including Seconded National Experts, nationals of 19 EU Member States were working at EFCA on 31 December 2014. Their representation can be grouped into staff from Spain, Portugal and France (together 45%), from Belgium, Germany, United Kingdom and Italy (together 26%) and from 12 further Member States (together 29%). The expatriate's quota is 81%.

EFCA Staff by nationalities (31/12/2014)

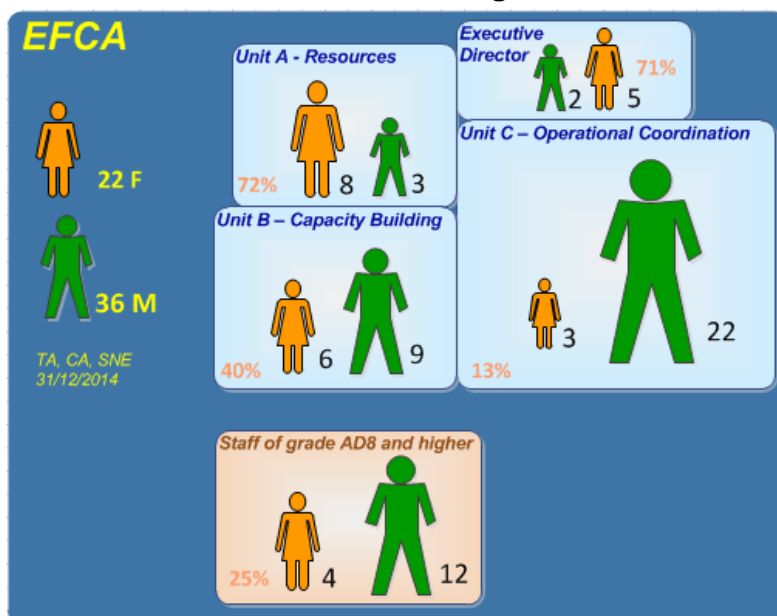


- Gender distribution among EFCA staff**

EFCA promotes a policy of equal treatment and would aim to have an optimal gender balance among its staff. The Agency has an equal treatment statement included in each vacancy notice published.

EFCA staff (including Seconded National Experts) is composed of 34 male and 22 female members. There is a majority of male staff employed in Unit C - Operational Coordination. Combined with the other units, the **overall percentage of female members of staff is 38%.**

Gender distribution among EFCA staff



- **Personnel policies and procedures**

EFCA followed the reform of the Staff Regulations of 1 January 2014 by adopting and implementing Commission decisions notified to the agencies. Policies on anti-harassment, administrative inquiries and disciplinary proceedings have been notified for Data Protection and submitted to the Commission for agreement. In the framework of the adoption of EFCA's policy on Conflict of Interest a handbook for staff has been established, which was communicated to staff. Specific declarations of absence of conflict of interest have been requested from staff at recruitment and departure. The new EFCA intranet platform became functional in summer and HR related information was set up on around forty webpages including documents, templates and forms.

HR Procedures for selection and recruitment have been modified following the new Article 11 of the Staff regulations on declaration of conflict of interest, and new standards on transparency introduced by the European Ombudsman in April. The HR procedures were audited by ECA mainly in the areas of remuneration and recruitment without observations.

The HR procedures in general were reviewed for possible simplification and adoption of best practice, and a destruction of obsolete files was also performed according to retention policy rules.

The cooperation with the European Commission services and service providers has been enhanced based on the established SLA and Framework contracts. In particular, procedural and technical changes were followed up with the Paymaster's Office (PMO), which authorises the entitlements and executes the payroll for EFCA staff. PMO opened for EFCA in early 2014 its new online application, facilitating reimbursements of the health insurance scheme.

- **Appraisal and Reclassification**

The appraisal exercise (evaluating 2013 performance) was implemented under the new Implementing provisions, while the reclassification exercise 2014 was implemented under the existing EFCA rules. Since then, new rules of reclassification have come into force and will be used in the 2015 exercise.

- **New Traineeship scheme**

A Service Level Agreement with the Traineeship Office of the European Commission was concluded in 2014 in order to enable traineeships at EFCA based on the European Commission rules. Three trainees started in October 2014 under this scheme.

- **Training and Tuition**

Collective training courses in topics such as “Ethics and Integrity”, “Anti-harassment awareness sessions”, “Training for occasional trainers” and “Lead Auditing” were among courses organised in 2014. “Management skills coaching” and a session on “Respect and dignity at work” were organised for managers. In-house training courses in IT and languages were also provided throughout the year. Some figures related to the training activities in 2014 are as follows:

- Number of collective courses organised in the EFCA premises: 15
- Number of external training courses followed: 17
- Number of persons following language courses: 30
- Average number of training days per staff member: 2.4

The scheme concerning tuition provided to staff member’s children in the Vigo area in mother tongue, and support for English and Spanish was continued in 2014, with an increase of requests after the summer period.

KEY PERFORMANCE INDICATORS	TARGET	ACHIEVED
Execution rate establishment plan	>95%	98%

2.2.4 Budget implementation tasks entrusted to other services and entities

Based on a service level agreement (SLA) with the PMO, EFCA has delegated the powers of determination of entitlements related to the remuneration of its staff to PMO. In cooperation with the PMO services, EFCA prepares and controls the processing and implements the final payments of the monthly payroll. A revised SLA is in place from 1 January 2015.

2.2.5 Procurement

In 2014, the procurement activities focus was on both replacing existing contracts, especially on travel, mobile phone and internet services, catering and communications. In addition, in order to face upcoming new operational needs, a large open call for ICT development was launched. At the same time, several needs have been addressed with the use of existing contracts, either EFCA’s own or those of the European Commission, especially DG DIGIT.

In the interest to optimise the available resources, EFCA joined 4 inter-institutional procurement procedures by DG HR, as well as 4 inter-institutional procurement procedures by DG DIGIT. EFCA also joined and started using a DG BUDG contract for independent audit services to contract an independent external auditor in accordance with article 107 of EFCA’s Financial Regulation.

In the same line, a Memorandum of Understanding has been signed with DG DIGIT for the quality and security requirements related to the connection to the TESTA-ng network set.

The non-critical risk of a low response rate/lack of acceptable bids for certain specific tender procedures which might affect the Agency's capacity to reach its objectives did not materialise in 2014.

Further information on procurement is available in Annex VII.2.

The procurement plan was updated four times in 2014. In the end, two planned procurement procedures (open calls) were moved to 2015. Four other procedures were not launched, as the needs could be covered by other contracts.

KEY PERFORMANCE INDICATOR	TARGET	ACHIEVED
Procurement procedures launched according to procurement plan	80 %	75 %

2.2.6 IT

In 2014, EFCA continued and finalised the restructure of ICT. All ICT projects were monitored and decisions made in the ICT Steering Committee, who met four times over the year, to ensure alignment with business needs. Following best practices from the IT industry and, as far as possible, following industry standards such as COBIT and ITIL where applicable, EFCA has been focused on streamlining and standardizing its tasks with a clear emphasis on security. The basic principle in increasing security was the segregation of the networks and isolating the applications with additional separation of front and backend servers. The internal networks now have 2 layers of firewalls installed. Furthermore, the applications developed and hosted by EFCA have 4 defined environments with defined access matrix to cater for all development and deployment stages of integration, acceptance, test and production. All access events are audited and administration access management is controlled and monitored with enhanced traceability. The segregation also continued in access control management and user management, thus by separating roles and closely monitoring them, the risk of security issues was minimised. Due to the necessary prioritisation of tasks, the establishment of an IT security plan will be integrated in the creation of the IT Master Plan envisioned for 2015.

In a more practical level, all Microsoft based Operating Systems were upgraded. The use of standardized infrastructure and more secure image templates have resulted in that 80% of the servers have been rebuilt using templates. Regular patch management was scheduled and where applicable, performed weekly. Auditing software has been purchased to record all changes in infrastructure, resulting in that permissions and reports are checked daily. New applications have been acquired and installed for secure data exchange of large files with 256 bit encryption and authentication, where all actions are logged and audited.

In addition, the client endpoints (i.e. workstations and laptops) have all been redesigned and reimaged. New policies, along with regular patch and account monitoring and a change of antivirus software solution with firewall have all been implemented.

In 2014, in the area of IT, EFCA has enhanced the collaboration with other EU bodies such as with EU-CERT as mentioned earlier in the document (Section 1.3.3 - Data Monitoring and

Networks) and participation in ICTAC Meetings⁶². EFCA provided backup access to S-TESTA network for EMSA.

Summarised achievements during 2014 were:

- Two new redundant internet connections of 100mbps each were installed;
- Fishnet blade servers were put in production;
- Fully redundant UPS for the server room were installed;
- Virtualisation of VMS servers was completed;
- Migration to new mail server;
- Upgrade of virtualisation platform;
- Deployment of redundant enterprise level firewalls in perimeter;
- Deployment of redundant enterprise level firewalls internally;
- Deployment of redundant enterprise level VPN;
- Deployment of mail and web filtering;
- Deployment of enterprise level application firewall;
- Deployment of laptops with encrypted hard disks;
- 100 virtual servers installed and maintained;
- Decommission of 7 old physical servers;
- Server and application monitoring system pilot project was launched;
- Deployment of standard image to all desktops and laptops.

The EFCA IT Service Desk assisted the organisation in any support related to the functioning of and running of the corporate and channelled reported problems on the operational systems. During 2014, the Service Desk received 2,908 requests for support whereof 2,778 were handled and solved within 48 hours.

KEY PERFORMANCE INDICATORS	TARGET	ACHIEVED
Corporate Application availability rate	>=95%	99% ⁶³
Operational Applications availability rate	>= 95%	Yes ⁶⁴

2.2.7 Facilities

A new energy management contract has been concluded allowing close monitoring of electricity consumption. Conclusions on the consumption monitoring will be drawn in March 2015.

Power supply redundancy for the server's room and for the whole building has been reviewed. A UPS (uninterrupted power supply) system has been upgraded and power redundancy for servers is now close to 100%. The new UPS installation is scalable to allow future upgrade of the IT infrastructure.

⁶² The ICTAC Network was established in 2003 to facilitate knowledge sharing and cooperation between the IT Managers of all the Agencies of the European Institutions.

⁶³ The result was based on estimations. These were based on incidents reported by the users as well as daily checks of the systems.

⁶⁴ The result was based on estimations. These were based on incidents reported by the users as well as daily checks of the systems. VMS, ERS, CCDP 99% and Marsurv 91%.

During 2014 new contracts for Security, Reception and Auxiliary services; Catering services; Maintenance of Technical Installations were signed.

In December 2014, a failure in the CCTV recording system was identified.

Due to this the CCTV System has been updated in order to allow a regular check on the functioning of the system. This will allow a rapid identification of any problem and fast intervention in case of a need.

2.2.8 Data protection and access to documents

- **Data protection**

EFCA complies with the applicable legislation on the protection of personal data processed by the Agency (Regulation (EC) No 45/2001⁶⁵). In 2014, the Agency continued to submit notifications to its internal register of operations that involve processing of personal data in the areas of HR and IUU. New operations of a sensitive nature were also notified to the European Data Protection Supervisor for prior checking, when a situation required it.

Furthermore, EFCA's Data Protection Officer organised internal training sessions, in the interest of further enhancing the EFCA culture of respect of personal data protection rules. The training focussed on the importance of data protection and practical aspects, as the notification procedure.

- **Access to documents**

As regards the implementation of the applicable legislation on access to documents (Regulation (EC) No 1049/2001⁶⁶), in 2014, no specific request to documents was made.

Part III. Building Blocks of Assurance

3.1. Assessment by management

- **Mapping EFCA's vision**

Before the 2013 yearend, EFCA management has initiated the process of re-defining and formalising its strategy by looking with 'fresh eyes' at its Foundation Regulation and re-thinking its business model. This assessment exercise aimed to find a proper answer to the following two key questions:

- how the Agency can create even more value for its shareholders and therefore in which directions to enhance its operations
- how to move towards optimised business processes and procedures in all areas by keeping up with the advancement in technology and the most recent e-solutions.

As a way to manage the new tasks fostered by the new CFP and the pressure coming from the staff cuts, the first step was to elaborate a SWOT Analysis which captured the Agency's most likely response (via its Strengths and Weaknesses) to all the inherent and specific insecurities coming from the external environment (translated into Threats and Opportunities).

⁶⁵ OJ of the European Union L 8 of 12.1.2001, p. 1.

⁶⁶ OJ of the European Union L 145 of 31.5.2001, p. 43.

The SWOT conducted to the enhancement of EFCA's business model. For its successful implementation and transformation into a day-to-day reality, the Agency's staff was invited to give its contribution. The ED has appointed a number of four Task Forces (as many as major business areas) and they worked under clearly defined Terms of reference. Before the end of 2014, all Task Forces have provided their feedback which was presented in front of EFCA management.

To take their conclusions further in the next year, a Business Plan is envisaged to extract the most valuable ideas and opportunities. The planned approach is:

- to make the best of the skills, abilities and commitment of its own staff
- to evolve in time from simple towards complex by assessing the effort versus impact.

• **Consolidating EFCA's Assurance**

In parallel with the efforts summarised above, EFCA has run another assessment process focused on the improved of its Assurance Landscape. The objectives were as follows:

- to perform an inventory of all existing elements which are providing assurance to the management not only in the context of the Annual Report but continuously along the period and across units and activities
- to critically evaluate the gaps in reporting and monitoring tools which would allow a proper performance monitoring, compliance oversight at the appropriate level of detail and enrich the management decision-making
- to identify the most necessary tools which would allow to cover the gaps whilst ensuring the implementation of a coherent Assurance framework commonly understood by all players.

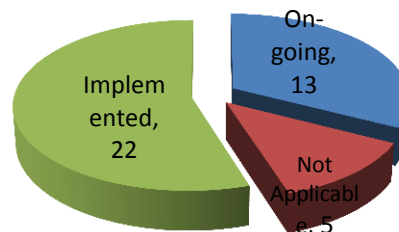
The achievements in implementation of an enhanced Assurance framework have been as follows:

- a detailed description of the EFCA Assurance Landscape adopted by the Executive Director's decision No. 2014/015 of 12 September 2014;
- an EFCA Management Scorecard as a tool to quarterly monitor performance and the achievement of the AWP objectives at the level of the Agency;
- new reports with enhanced relevance and centralised follow-ups aimed to ensure timely identification of anomalies and support more informed decisions regarding corrective measures and actions that would allow to keep EFCA ahead of expectations

For 2015, EFCA plans are to refine its reporting and monitoring framework implemented in 2014 in connection with all the other improvements expected to be applied by the end of the year.

- **Roadmap on the follow-up to the Common Approach on EU decentralised agencies**

In line with the Common Approach endorsed by the European Parliament, the Council and the Commission in July 2012, the Commission prepared a "roadmap on the follow-up to the Common Approach with concrete timetables for the planned initiatives". EFCA is actively committed to put in place the actions to be performed as defined by the Commission.



At the time of drafting the annual report 2014, the action n°17 of the roadmap-working arrangements with the European Commission for EFCA's international activities was just concluded.

The progress of each action is closely followed-up and the state of play as 31 December 2014 is as follows:

3.2 Compliance and Effectiveness of Internal Control System

Since the start of its activities, the Agency has been developing and implementing a broad range of internal measures to ensure that its work is subject to control and to provide reasonable assurance to management on the achievement of the Agency's objectives.

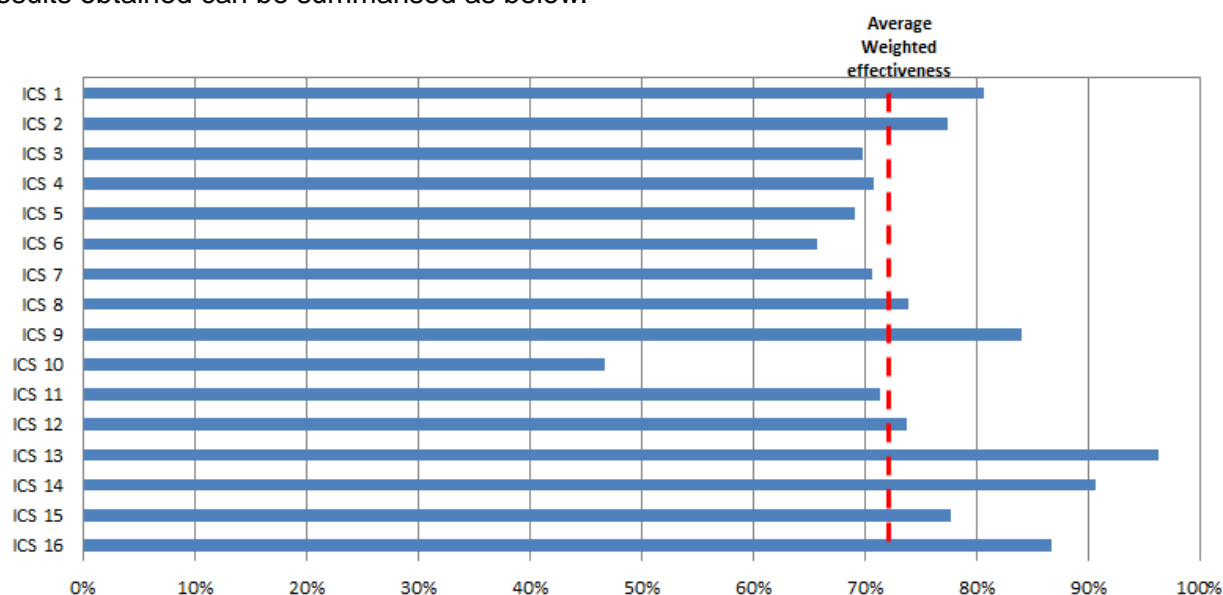
Thanks to these internal control measures, it is ensured that the Agency's operational activities are effective and efficient as well as compliant with all legal and regulatory requirements, that financial and management reporting is reliable and that assets and information are safeguarded.

In order to formalise these arrangements, in 2008 the Administrative Board of the Agency adopted a set of Internal Control Standards (ICS), based on the Commission's and international good practice, aimed to ensure the achievement of the policy and operational objectives. As a result, the Agency established the organisational structure and the internal control systems to be in line with the standards and with the risk environment in which it operates.

- During 2014, the Agency made the following efforts in the area of the ICS implementation:

ICS No. 1. Mission	Following the implementation of the new Intranet, Mission statements are readily accessible, and more known to staff.
ICS No. 2. Ethical and Organisational Values	A new comprehensive policy on prevention and management of Conflict of Interests was adopted by the AB during 2014. A targeted antifraud strategy was also adopted by the AB during 2014.
ICS No. 5 Objectives and performance indicators'	The Agency implemented an EFCA management scorecard, therefore monitors the attainment of its objectives throughout the year via a new set of improved key performance indicators.
ICS No 10. Business continuity	During 2014, some steps were taken to reinvigorate the process. A coordination group is in place and the critical process/activities were re-assessed taken into account EFCA's current needs.
ICS No. 12. Information and Communication	Reporting to management was improved for the Agency's main activities. There is now in place a revised reporting and governance framework which includes concise management information necessary to oversee the entity's activities and evolution, performance indicators, financial information, legality and regularity, project deadlines, significant audit findings, HR indicators and equal opportunity targets, and other relevant management information.

For 2014, the Agency carried out a self-assessment exercise. For the first time an extensive survey was conducted using iCAT (Internal Control Assessment Tool). The iCAT results consist of a set of effectiveness indicators, per standard and for the whole system. The results obtained can be summarised as below:



The ICC conducted the annual assessment of the Internal Control Standards which was based on a desk review, the survey results, the analysis of the exceptions reported and interviews of key people responsible for the implementation of the 16 ICS's. Furthermore, the IAC has performed his own assessment on the state of play of ICS implementation and reported to the ICC.

This has led to the assessment of the Agency's internal control status at the end of the reporting year with respect to both: the compliance with ICS and the effectiveness of internal control system.

All of the above had enabled the ICC to report on the state of internal control system in place and to present his recommendations to the Executive Director (including his suggestions for any ICS to be prioritised during the next year and the related actions).

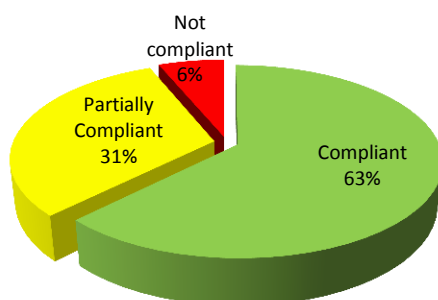
Concerning the overall state of the internal control system, generally the Agency complies with the three assessment criteria for effectiveness;

- (a) staff having the required knowledge and skills;
- (b) systems and procedures designed and implemented to manage the key risks effectively;
- (c) no instances of ineffective controls that have exposed the Agency to its key risks.

Further enhancing the effectiveness of the Agency's control activities in place, by inter alia taking into account any control weaknesses reported and exceptions recorded, is an on-going effort in line with the principles of continuous improvement of management procedures and of sound financial management.

• ICS implementation state of play

The state of play of ICSs implementation at the end of 2014:



- EFCA complies with 10 out of the existing 16 ICSs.
- EFCA is not compliant or partially compliant with 6 ICSs.

In conclusion, EFCA assesses the effectiveness of its key internal control system every year, relying on a number of monitoring measures and sources of information, and concludes that the internal control standards are compliant and effectively implemented with the exceptions below. However, measures are taken to further improve compliance towards a strengthen effectiveness.

- Priorities and concentration of efforts for 2015

ICS Description	Status	Priority (compliant by the end of 2015)	EFCA planned concentration of efforts
ICS.7 Operational Structure	Partially compliant	☑	15%
ICS.8 Processes and Procedures	Partially compliant	☑	15%
ICS.10 Business Continuity	Partially compliant	☑	50%
ICS.11 Document Management	Not compliant	Deferred	10%
ICS.12 Information & Communication	Partially Compliant	☑	10%
ICS.16 Internal Audit Capability	Partially compliant ⁶⁷		0%
			100%

3.3 Legality and Regularity of transactions

3.3.1 Ex-ante and ex-post controls

The EFCA's current financial regulation establishes a 4 eye principle, where all aspects of each operation must be verified by at least one member of staff other than the one who initiated it. The ex-ante controls are performed based on a well-established checklist designed for each type of transaction (commitment, payment).

Up to 2014, all financial transactions were subject to ex-ante verification before they were authorised by an Authorising Officer (AO).

However, with a view to increasing efficiency in processing financial transactions, a risk assessment was carried out during 2013 over the entire population of financial transactions of the previous year. It was concluded that EFCA could safely merge the verification and authorisation processes into one step for certain type of transactions of low value and/or recurrent nature. This reduced validation workflow was implemented in August 2014.

On the same time, to give a similar level of assurance to the Authorising Officers, EFCA defined a quarterly ex-post verification methodology. Those financial transactions which are not being verified ex-ante were subject to a formal ex-post verification procedure. The first exercise of ex-post verification was done in November 2014 and resulted in a projected error rate of 0.25%. Therefore, after this first assessment there is no doubt to continue with the same simplified approach in processing financial transactions.

Furthermore, an ex-post verification was carried out in 2014 by an external experienced staff from EMSA covering all 2013 transactions. All items from the selected sample were subject of a walkthrough which evaluated the appropriateness of treatment from the initiating event until the accounting posting. The final report did not reveal any errors, solely proposed improvements for alignment with best practices. This exercise will be repeated in 2015 for 2014 transactions.

⁶⁷ In line with the new financial regulation the IAC must exercise its activities in line with relevant professional auditing standards (IPPF). Even though the IAC is compliant while performing his audit work his activities have to undergo an external assessment as required by the standards. IAC services are shared with EMSA via an SLA, on this subject EMSA is taking the necessary actions an external assessment is scheduled to take place end 2015.

3.3.2 Exception Reporting

EFCA adopted a procedure for registration and authorisation of exceptions in September 2010. The objective of the procedure is to ensure that the exceptions and deviations from established policies and procedures are properly justified and documented. All the exceptions detected are registered no matter the amount related.

The functioning of the internal control systems has been closely monitored throughout the year also by the systematic registration of exceptions.

In 2014, a number of 9 exceptions were registered in the register of exceptions the same number as the year before. From the 9 exceptions registered 3 were ex-ante exceptions and 6 were ex-post (non-compliance events).

All three ex-ante exceptions were brought about by circumstances which are not expected to frequently repeat. However, if the circumstances which led to these ex ante exceptions were to be repeated, amendments to the current relevant procedures should be considered.

In the case of the non-compliance events (ex post), the “a posteriori” commitments were all part of the annual budget programming of 2014 and did not imply any financial impact for EFCA. The specific circumstances of each event support the conclusion that there is no systemic occurrence, the events being caused by quite individual situations.

Therefore the number of exceptions recorded remains low with no financial impact. No significant systemic weaknesses have been exposed and they would not represent a problem even if scalability would become more important. The most pertinent action for the coming year is to keep high the necessary awareness on what can go wrong in those areas where the events have appeared (especially in the case of non-compliance events).

3.4 Risk Management

EFCA has identified risks in different areas (financial and non-financial), for each risk action plans were established and are followed-up closely. The Agency is aware that risk management is a continuous exercise. Therefore risks are updated and assessed if major changes occur.

For 2014 an annual risks assessment exercise took place and two critical risks were identified:

- Preparation of a strategic Joint Deployment planning without a Specific Control and inspection Programme adopted on time by the Commission. Should the required JDP not be strategically planned and subsequently implemented because of an absence of a SCIP, this could jeopardize the smooth implementation of EFCA AWP and may lead to budget appropriations not being used.
- In several areas of activity the Agency is heavily dependent on staff with specific expertise. Back up arrangements are not always easy to implement especially internally. Long term absence or departure of these staff members might cause a (serious) delay or interruption of activities.

For each risk the Agency defined an action plan in order to ensure mitigation up to an acceptable level of the residual risk. During 2014 no prominent risks have materialised.

- **Fraud prevention and detection**

In principle, the controls aimed at preventing and detecting fraud are not unlike those intended to ensure the legality and regularity of the transactions (the unintentional errors) e.g.:

- The 'four eyes' principle applied at each level gives reasonable assurance of compliance with the legal framework;
- The automated controls embedded over the workflows of the financial and accounting systems (ABAC suite);
- The salaries calculation and upload of individual payments is done by PMO;
- A declaration of absence of conflict of interests is always signed by panel members.

In October 2014, the Agency adopted a comprehensive policy on the prevention and management of conflict of interests and an anti-fraud strategy. Those two documents that mainly aim for prevention are important instruments in discouraging actions and behaviours that could harm the Agency reputation. Since the creation of the Agency no fraud events have occurred.

3.5 Assessment of audit results during the reporting year

3.5.1 Internal Audit Service (IAS)

In line the IAS Strategic Audit Plan 2013-2015, EFCA has been audited by IAS in October 2014. The scope of the audit engagement was focused on the process of drawing up the 2013 Annual report and the related Building Blocks of Assurance.

The report received on 15 January 2015. IAS has issued 6 recommendations only one being rated "Very Important". This recommendation refers to the procedure for the assessment of the internal control and the formulation of both the statement of the ICC and Executive Director Declaration of Assurance.

The Agency took immediate corrective actions and singled out the ICC function, in order to improve the assessment of the internal control system. The texts of both declarations were revised taken into account the IAS recommendation and they form an integral part of this Annual Report itself.

For each recommendation EFCA drafted a comprehensive action plan and considers that all the recommendations will be addressed throughout 2015.

3.5.2 Internal Audit Capability (IAC)

Since mid-2008 via a Service Level Agreement EFCA shares the services of an Internal Audit function (Internal Audit Capability-IAC) with the European Maritime Safety Agency (EMSA) located in Lisbon.

The IAC is dedicated to provide assurance and advice to the Agency's Executive Director on internal control, risk assessment and internal audit. As in previous years, the Agency made use of this service, in line with Article 84 of EFCA's Financial Regulation.

In 2014 he performed the following reviews:

- Audit on monitoring and reporting;
- Annual assessment of internal control standards.

3.5.3 European Court of Auditors (ECA)

EFCA is audited every year by the European Court of Auditors (ECA). The audit provides a Statement of Assurance as to the reliability of the accounts of the Agency and the legality and regularity of the transactions underlying them.

In July 2014, EFCA received a Statement of Assurance certifying an unqualified opinion⁶⁸ for 2013 annual accounts and indicating that the accounts are reliable and the transactions underlying the accounts are legal and regular.

The Court commented on the high level of Title 2 and 3 commitment appropriations carried over to 2014 due to the large number of IT projects that were either launched or ongoing during 2013. The Court concluded that the total carry over amount was rather high, but could be justified due to the nature of projects.

The final report also confirmed the EFCA full completion of the corrective actions taken in response to the previous years' comments.

In relation with 2014 annual accounts, ECA conducted one visit on-site and at the date of preparation of the present report a desk review was on-going. EFCA expects that ECA's opinion on whether the accounts give a truth and fair view, as well as on the legality and regularity of the transactions underlying the accounts, will provide a Statement of Assurance as it has for the last seven years. Any observation will be implemented as part of the ongoing continuous efforts towards further improvements.

In parallel, EFCA will be audited for 2014 annual accounts by an external audit firm, the financial audit engagement will start after the issuance of this report.

3.5.4 External Evaluations

In line with article 39 of the Founding Regulation of the Agency, a 5 year external independent evaluation of the Agency was commissioned by the EFCA Administrative Board for the period 2007-2011. The evaluation started in April 2011 and assessed the impact of the Founding Regulation, the utility, relevance and effectiveness of the Agency and its working practices. It assessed the extent to which EFCA has contributed to the achievement of a high level of compliance with rules made under the Common Fisheries Policy. The evaluation results were presented in March 2012 during a Seminar to which the stakeholders were invited.

The Report indicates that the overall assessment of the governance and performance of EFCA has been positive. On the whole, governance arrangements have worked well. Considering the Agency's limited resources, its operation in the politically sensitive environment of fisheries policy, and current Member State budget constraints, performance against the evaluation criteria of relevance, and effectiveness, impact and sustainability, can be considered promising. The Evaluation also commended the Agency for its administrative efficiency.

The Administrative Board issued recommendations to the European Commission regarding changes to the Founding Regulation, the Agency and its working practices. Both the

⁶⁸ Unqualified audit opinion - The auditor's report contains a clear written expression of opinion on the financial statements or the legality and regularity of underlying transactions as a whole. An unqualified opinion is expressed when the auditor concludes that, on the whole, the underlying transactions are legal and regular and the supervisory and control systems are adequate to manage the risk.

evaluation findings and recommendations were forwarded by the European Commission to the European Parliament and the Council, and were made public (http://www.efca.europa.eu/pages/home/docs_basicdocs.htm).

The recommendations issued by the Administrative Board are being taken into consideration in the multiannual and annual work programmes of the Agency.

Below a summary of the main developments under each recommendation is provided.

The next 5 year external independent evaluation for the period 2012-2016 is scheduled to start in 2016.

RECOMMENDATIONS	STATE OF PLAY
1.1.1 It is too premature to propose an amendment of Agency regulation. Nevertheless a guidance document with clear description of responsibilities delimitation between EFCA, EC, and MS is recommended.	Partially addressed through the European Commission's roadmap
1.1.2 Level playing field and coordination and assistance for better compliance are considered as wider objectives of the Agency.	These objectives are at the core of the operational activities, and are included in the Agency multiannual and annual work programme.
2.1.1 Administrative Board to focus on strategic issues, leaving routine matters to be decided by written procedure.	-Recommendation closed 2012-
2.1.2 Administrative Board participation is a Member State prerogative.	The participation of AB members in the AB meetings (including proxies) in 2014 was the following: 29 out of 34 in March and 32 out of 34 in October.
2.1.3 The Board should reflect on the participation of other parties in the Administrative Board.	On 15 March 2012 the Board set up a working group on the review of the rules of procedure of the Board. During the discussions the possible extension of the participation of the Advisory Board observers in the Board meetings was raised. This possibility was mentioned to the Advisory Board representatives during their meeting in July 2012. According to the rules of procedure of the Administrative Board, "the Board, acting on a proposal from the Executive director, may authorise experts and persons whose opinion can be of interest, to attend the Board meeting as observers". This recommendation is also encompassed within the road-map on the follow-up to the Common Approach on EU decentralised Agencies.
2.2.1 General agreement with regard to the introduction of multi-species and continuous regional JDP with a solid legal basis and prioritisation.	All JDPs are continuous and multispecies. -Recommendation closed 2014-
2.2.2 It was recognised to take action on improving estimates of Bluefin tuna biomass during transfer to cages.	-Recommendation closed 2013-

2.2.3 To examine periodically at which level EFCA involvement in the JDPs provides the best added value, in accordance with the existing legal basis.	The proposal of the Focus Group on a methodology for compliance evaluation was endorsed by the Administrative Board on 17 October 2014.
2.3.1 Establish a clear overarching road map for training, in particular the remaining areas of the Core Curricula, including the training of trainers.	-Recommendation closed 2013-
2.3.2 Review of working methods to accelerate the development of the Core Curricula.	-Recommendation closed 2013-
2.3.3 Ensure maintenance of Core Curricula.	Updating of CC courses (in respect of regional/Union inspectors dimension under the new CFP) was agreed by the SGTEE on 26 November 2014. The corresponding expert contract was signed thereafter, at the beginning of December 2014. During the same meeting it was agreed that the updating in all relevant parts of the Sea and Port inspection CC would be handled in the period of 2015-2016.
2.3.4 Establishment of regional training for national inspectors, as well as Union inspectors.	During 2014 EFCA held regional training actions within the Mediterranean and Black Sea, NAFO & NEAFC, Western Waters, Baltic Sea and North Sea JDPs as well as IUU. The regional dimension will be strengthened during 2015-2016 in the Sea and Port inspection Core Curricula (see above recommendation 2.3.3.)
2.4.1 Show-case EFCA best practice on inter-agency and national agencies cooperation, and share EFCA experience on performance indicators for measuring administrative efficiency and effectiveness.	EFCA shares its best practice and experience mainly through the Inter-agency Network, both in the Heads of Administration and Heads of Agencies meetings, and in the specific working groups (WG). Thus, among others, EFCA is an active member of the Agencies Performance Development Network in the following working groups: WG on performance indicators, WG on benchmarking, WG on Multiannual and Annual Programming and WG on evaluation.
2.4.2 Take stock of exchanged best practices and dissemination via the EFCA website	Exchange of best practice promoted by EFCA through participation to national training sessions (Belgium, Malta) and workshops in the framework of regional training. First e-training test session held on 17 December 2014.
2.5.1 Implement the recently prepared method for assessing the performance of the JDPs after discussion at regional level.	-Recommendation closed 2013-
2.5.2 Development of indicators for measuring the effectiveness of capacity building.	-Recommendation closed 2013-
2.5.3 Develop a method for assessing cost effectiveness for Member States.	EFCA, through the Focus Group 2, has developed in 2013 a methodology for the assessment of JDP costs in collaboration with Framian BV (Netherlands). The methodology was tested using 2012 JDP data. Estimation of 2013 JDPs was completed and submitted to the different steering groups for comments.

	<p>A methodology for compliance evaluation was endorsed by the Administrative Board on 17 October 2014.</p> <p>The combined analysis of both elements will provide a solid basis for cost-effectiveness analysis.</p> <p>-Recommendation closed 2014-</p>
2.5.4 Annual stock-taking of scientific evidence on developments with the fish stocks that the EFCA is focusing on. Consider scientific bodies request for access to data for scientific purposes.	EFCA maintains regular contact with the main scientific bodies e.g. STECF, ICES, and participates in the relevant meetings.
2.5.5 EFCA and the EC to study ways of exchanging data on compliance with the Common Fisheries Policy requirements, in accordance with data ownership requirements of Member States.	-Recommendation closed 2013-
2.6.1 EFCA to develop an information portal for fisheries control.	<p>FISHNET was launched to MS during the BFT campaign in June 2014 enabling MS to share documents, access fisheries related data and to host and join video conferencing (with the sole use of an laptop with microphone and headphones) and chat in forums.</p> <p>-Recommendation closed 2014-</p>
2.6.2 Encourage the Agency to continue synergies between different meetings and use of telephone and video conferencing.	<p>FISHNET has been launched and is for the first time being used to connect MS in an easy, secure, multi-user enabled way, where users only need a laptop with microphone and earphones to connect or create a meeting.</p> <p>Most of the meetings of the different working groups of the Inter-Agency Development Network took place by phone conference.</p> <p>Video-conferencing continues to be issued in recruitment procedures.</p>
2.6.3 Enhancing regular, systematic, and effective communication with other stakeholders, particularly Member States, regarding the development of Agency activities.	The Agency has a yearly communication plan that encompasses its main informative activities.

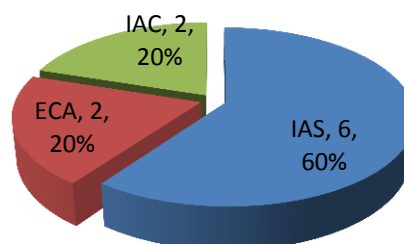
3.6 Follow up of audit plans, audits and recommendations

In 2014, the Agency has developed and implemented a centralised monitoring of all audit recommendations in order to improve the follow-up of corresponding action plans.

Therefore, all the recommendations issued by the Internal Audit Capability (IAC), the internal Audit Service (IAS) and the European Court of auditors (ECA) were consolidated and the ICC was appointed as responsible for monitoring the progress.

Number of open recommendations by origin:

At the moment of this reporting there were 10 open audit recommendations in various stages of implementation but there were no overdue or longstanding recommendations. None of the open recommendations is considered critical and only one was rated as very important.



3.7 Follow up of observations from the Discharge authority

In April 2014, the European Parliament (EP) granted the Executive Director of the European Fisheries Control Agency the discharge in respect of the implementation of the Agency's budget for the financial year 2012. At the same time the EP acknowledged from the Agency that observations from past years were fully implemented.

On its resolution the EP requested the Agency to assess its policy on the prevention and management of conflict of interests and to make publicly available the declarations of interests of the Administrative Board, the Executive Director and senior management. These two observations were monitored and followed-up via action plans. They were both implemented by the end of 2014.

The EP resolution contained a number of recommendations addressed to the EU agencies collectively; EFCA is actively committed to follow-up and implement the EP observations of horizontal nature, where applicable to the Agency.

PART IV. Management assurance

This chapter reviews the assessment of the elements contained in this report and draws the conclusions supporting the Declaration of Assurance of the Executive Director and whether or not it should be qualified with reservations.

Taking into account all the elements reviewed below, it can be positively concluded that the Executive Director has reasonable assurance and has no reasons to introduce any reservation for the year 2014

4.1 Review of the elements supporting assurance

The Executive Director has relied on the following elements of assurance:

- the positive assessment of the EFCA's Internal Control system and the satisfactory compliance in the implementation of the Internal Control standards
- the statement of the Internal Control Coordinator
- the management of risks which are being appropriately monitored and mitigated
- the absence of overdue or long standing audit recommendations

- the absence of open observations from the European Parliament
- the positive Statement of Assurance issued by ECA in 2014 for the financial year 2013 on the true and fair view of the EFCA 2013 Annual Accounts and on the legality and regularity of the underlying transactions
- the low impact of quantitative and qualitative nature of the identified exceptions
- the materiality framework (Annex VIII)
- the progress made during the year in regularly monitoring performance and overseeing the on-going action plans for all necessary improvements and reinforcements
- the resources allocated to trainings in relation to the implementation of the Financial Regulation, Ethics and Integrity and Fraud prevention
- the EFCA Anti-fraud strategy and Conflict of Interests policy adopted by the EFCA AB in 2014.

4.2 Reservations and overall conclusion on assurance

The information reported in this report stems from the results of management monitoring controls and the systematic analysis by the internal and external auditors and other assurance providers of the evidence available. This approach provides sufficient guarantees of the exhaustiveness and reliability of the reported information and results in a complete coverage of the budget and resources delegated to the Executive Director and assigned to the activities described herein, including those within the framework of the Annual work programme and approved by the Administrative Board.

In conclusion, for 2014 nothing opposes in signing the Declaration of Assurance.

4.2.1 Statement of the Internal Control Coordinator

EFCA/ED/2015/D-0089

Statement of the Internal Control Coordinator

I hereby declare that in accordance with my responsibilities as Internal Control Coordinator, I have reported my assessment, advice and recommendations to the Executive Director on the overall state of internal control in EFCA.

I certify that the information provided in the relevant sections of the present Activity Report and its annexes is, to the best of my knowledge, accurate and exhaustive.

Vigo, 04/02/2015

(Signed)

Paulo Castro

Internal Control Coordinator

4.2.2 Declaration of Assurance

Vigo,
EFCA/2015/D-

DECLARATION OF ASSURANCE

I, the undersigned, Executive Director of the European Fisheries Control Agency (EFCA),

In my capacity as authorising officer,

Declare that the information contained in this report gives a true and fair view⁶⁹.

State that I have reasonable assurance that the resources assigned to the activities described in this report have been used for their intended purpose and in accordance with the principles of sound financial management, and that the control procedures put in place give the necessary guarantees concerning the legality and regularity of the underlying transactions.

This reasonable assurance is based on my own judgement and on the information at my disposal, inter alia:

- *the results of the annual review of the internal control system;*
- *the statement issued by the Internal Control Coordinator;*
- *the results and follow-up of ex-post audits, evaluations and controls;*
- *the recommendations of the Internal Audit Service and the Internal Audit Capability, the accompanying action plans and their follow up;*
- *the lessons learnt from the reports of the Court of Auditors and the accompanying action plans and their follow up;*
- *the lessons learnt from the discharge reports of the Discharge authority for years prior to the year of this declaration.*

Confirm that I am not aware of anything not reported here which could harm the interests of the agency.

Done at Vigo on 11 February 2015

(Signed)
Pascal SAVOURET
Executive Director

⁶⁹ True and fair in this context means a reliable, complete and correct view on the state of affairs in the service.

ANNEXES

Annex I. Core Business statistics

1. North Sea JDP 2014 – Activity records

Joint Deployment Plan	NORTH SEA 2014	
Reporting period	From 6 January until 19 December 2014	
Participation	Belgium (BE), Denmark (DK), France (FR), Germany (DE), Ireland (IE), The Netherlands (NL), Sweden (SE), United Kingdom (UK)	
Operational area	EU waters of ICES sub-areas: IIa, IIIa, IV, Vb, VIa, VIIa & VIIId	
Coordination Centre in Charge (CCIC)	MS	Number of weeks
	BE	10 (based at EFCA)
	DE	8
	DK	6
	FR	13
	IE	12
	UK	31
	NL	25 (based at EFCA)
	SE	7
	EFCA (ops room)	38

A. SUMMARY OF ACTIVITY

a) Inspections ashore

Table: quantities of fish inspected ashore per species

Species	Quantity (tons)	% of total
cod (COD)	7,981	21%
sol (SOL)	579	2%
plaice (PLE)	4,160	11%
others	24,364	66%
Total	37,084	100%

b) Inspections at sea

Table: quantities of fish inspected at sea per species

Species	Quantity (tons)	% of total
cod (COD)	303	6%
sol (SOL)	537	11%
plaice (PLE)	1,851	37%
Others	2,264	46%
Total	4,955	100%

B. DEPLOYED CONTROL MEANS

MS	Patrol Vessel		Aircraft	Exchanges of Inspectors			
	Days at sea		No of Flights	Joint Teams at sea		Mixed Teams ashore	
	Core	Associated		Man-days Deployed	Man-days Hosted	Man-days Deployed	Man-days Hosted
BE	17	37	19	14	0	5	0
DE	146	232	n/a	10	12	5	n/a
DK	151	86	n/a	16	8	10	25
FR	43	179	5	0	0	0	0
UK	103	302	60	4	9	5	10
IE	10	0	28	0	0	0	0
NL	49	85	23	4	23	0	0
SE	49	26	70	8	4	15	5
TOTAL	568	947	205	56	56	40	40

JOINT CONTROL ACTIVITIES CARRIED OUT BY PARTICIPATING MS

Type of Activity	Indicator	EU Member State								TOTAL
		BE	DE	DK	FR	UK	IE	NL	SE	
Surveillance	Sightings reported by aircraft	182	0	0	23	695	137	395	353	1,785
	Sightings reported by FPV	74	854	536	295	598	25	238	129	2,749
Sea-based Control	Number of inspections by FPV	77	280	155	300	210	15	238	70	1,345
	Number of targeted inspections by FPV	1	17	7	6	1	0	14	2	48
Land-based Control (vessels)	Number of inspections in MS	72	0	621	202	2,245	28	125	265	3,558
	Number of targeted inspections in MS	0	0	29	9	2	0	3	2	45
Land-based Control (transports)	Number of inspections in MS	0	0	0	0	11	0	0	0	11

C. RESULTS OF CONTROL ACTIVITIES BY INSPECTED OBJECT FLAG

Type of Activity	Indicator	Flag State of fishing vessel (or transport)										TOTAL
		BE	DE	DK	FR	UK	IE	NL	SE	EU others	Non-EU	
SEA	Number of F/V inspected by FS	151	70	160	288	140	25	449	55	0	7	1,345
	Number of F/V with suspected infringement	17	6	4	39	9	2	53	0	0	0	130
	Total number of suspected infringements	19	6	4	40	9	2	55	0	0	0	135
	Total number of targeted inspections	4	3	7	9	4	0	20	1	0	0	48
	Total number of targeted inspections with infringements	1	1	0	1	0	0	4	0	0	0	7
LAND	Number of F/V inspected by FS	101	17	585	165	2,180	37	134	262	0	77	3,558
	Number of F/V with suspected infringement	14	0	17	13	14	0	5	1	0	1	65
	Total number of suspected infringements	17	0	17	14	16	0	5	2	0	1	72
	Total number of targeted inspections	0	1	28	9	2	0	3	2	0	0	45
	Total number of targeted inspections with infringements	0	0	1	1	0	0	0	0	0	0	2
TRANSPORT	Number of Transport Inspections	0	0	0	0	11	0	0	0	0	0	11
	Number of trucks with suspected infringement	0	0	0	0	0	0	0	0	0	0	0
	Total number of suspected infringements	0	0	0	0	0	0	0	0	0	0	0

D. TYPE OF SUSPECTED INFRINGEMENTS DETECTED DURING THE JOINT CONTROL OPERATIONS BY FISHING VESSEL FLAG

Infringement Category		TOTAL
01	Not fulfilling of obligations to record and report catch or catch related data, including data to be transmitted by satellite vessel monitoring system	91
02	Use of prohibited or non-compliant gear according to EU legislation	44
03	Falsification or concealing of markings, identity or registration	11
04	Concealing, tampering or disposal of evidence relating to an investigation	0
05	Taking on board, transshipping or landing of undersized fish in contravention of the legislation in force	10
06	Carrying out of fishing activities in the area of a regional fisheries management organisation in a manner inconsistent with or in contravention of the conservation and management measures of that organisation	0
07	Fishing without a valid license, authorisation or permit issued by the flag State or the relevant coastal State	6
08	Fishing in a closed area or during a closed season, without or after attainment of a quota or beyond a closed depth	10
09	Directed fishing for a stock which is subject to a moratorium or for which fishing is prohibited	1
10	Obstruction of work of officials in the exercise of their duties in inspecting for compliance with the applicable conservation and management measures or the work of observers in the exercise of their duties of observing compliance with the applicable Union rules	4
11	Transshipping to or participating in joint fishing operations with, support or resupply of fishing vessels identified as having engaged in IUU fishing under Regulation (EC) No 1005/2008, in particular those included in the Union IUU vessel list or in the IUU vessel list of a regional fisheries management organisation	0
12	Use of a fishing vessel with no nationality and that is therefore a stateless vessel in accordance with international law	0
13	The non-transmission of a landing declaration or a sales note when the landing of the catch has taken place in the port of a third country	0
14	The manipulation of an engine with the aim of increasing its power beyond the maximum continuous engine power according to the engine certificate	0
15	The failure to land any species subject to a quota caught during a fishing operation, unless such landing would be contrary to obligations provided for in the rules of the common fisheries policy in fisheries or fishing zones where such rules apply.	1
16	Others	29
TOTAL		207

2. Baltic Sea JDP 2014 – Activity records

Joint Deployment Plan	BALTIC SEA 2014	
Reporting period	From or 6/01/2014 to 19/12/2014	
Participation	Denmark (DK), Estonia (EE), Finland (FI), Germany (DE), Latvia (LV), Lithuania (LT), Poland (PL), Sweden (SE)	
Operational area	EU waters of ICES subdivisions: 22-32	
Coordination Centre in Charge (CCiC)	MS in charge	Number of weeks
	DE	6
	DK	6
	EE	5
	FI	3
	LT	3
	LV	4
	PL	3
	SE	8
	EFCA	12

A. SUMMARY OF ACTIVITY

a) Inspections ashore

Table: quantities of fish inspected ashore per species

Species	Quantity (individuals)	Quantity (tons)	% of total	
salmon (SAL)	3,918		100%	
cod (COD)		3,523		18%
herring (HER)		5,840		30%
sprat (SPR)		8,793		45%
Others		1,242		7%
TOTAL	3,918	19,398	100%	100%

b) Inspections at sea

Table: quantities of fish inspected at sea per species

Species	Quantity (individuals)	Quantity (tons)	% of total	
salmon (SAL)	317		100%	
cod (COD)		832		16%
herring (HER)		1,324		26%
sprat (SPR)		2,575		50%
Others		400		8%
TOTAL	317	5,131	100%	100%

B. DEPLOYED CONTROL MEANS

MS	Patrol Vessel		Aircraft	Exchanges of Inspectors			
	Days at sea		No of Flights	Joint Teams at sea		Mixed Teams ashore	
	Core	Associated		Man-days Deployed	Man-days Hosted	Man-days Deployed	Man-days Hosted
DE	104	117	0	10	61	20	5
DK	100	200	0	18	15	20	10
EE	10	2	0	5	0	21	20
FIN	37	9	2	0	42	5	5
LT	24	2	0	13	0	15	2
LV	10	6	0	0	0	2	26
POL	63	183	3	106	5	41	25
SE	59	32	115	16	45	0	31
TOTAL	407	551	120	168	168	124	124

C. JOINT CONTROL ACTIVITIES CARRIED OUT BY PARTICIPATING MS

Type of Activity	Indicator	EU Member State								TOTAL
		DE	DK	EE	FI	LT	LV	PL	SE	
Surveillance	Sightings reported by aircraft	0	0	0	9	1	0	58	578	646
	Sightings reported by FPV	653	460	28	276	81	27	745	149	2,419
Sea-based Control	Number of inspections by FPV	181	196	13	232	73	27	697	105	1,524
	Number of targeted inspections by FPV	4	9	0	1	0	0	1	1	16
Land-based Control (vessels)	Number of inspections in MS	67	413	233	69	237	383	1,012	239	2,653
	Number of targeted inspections in MS	0	24	0	0	0	12	7	1	44
Land-based Control (transports)	Number of inspections in MS	0	0	0	0	0	0	6	0	6

D. RESULTS OF CONTROL ACTIVITIES BY FISHING VESSEL FLAG

Type of Activity	Indicator	Flag state of fishing vessel (or transport)										TOTAL
		DE	DK	EE	FI	LT	LV	PL	SE	EU others	Non-EU	
SEA	Number of F/V inspected	104	226	6	24	80	48	750	79	0	0	1,317
	Number of F/V with suspected infringement	3	3	0	5	4	1	15	0	0	0	31
	Number of salmon traps inspected	0	0	0	196	0	0	0	11	0	0	207
	Number of salmon traps with suspected infringement	0	0	0	0	0	0	0	0	0	0	0
	Total number of suspected infringements	3	3	0	6	4	1	15	0	0	0	32
	Total number of targeted inspections	3	11	0	0	0	0	2	0	0	0	16
	Total number of targeted inspections with suspected infringements	0	0	0	0	0	0	0	0	0	0	0
LAND	Number of F/V inspected	82	446	237	90	268	422	893	215	0	0	2,653
	Number of F/V with suspected infringement	1	9	3	5	7	3	9	2	0	0	39
	Total number of suspected infringements	1	9	3	5	7	3	9	2	0	0	39
	Total number of targeted inspections	0	27	0	0	0	13	4	0	0	0	44
	Total number of targeted inspections with suspected infringements	0	1	0	0	0	0	0	0	0	0	1
TRANSPORT	Number of Transport Inspections	0	0	0	0	0	0	6	0	0	0	6
	Number of trucks with suspected infringement	0	0	0	0	0	0	0	0	0	0	0
	Total number of suspected infringements	0	0	0	0	0	0	0	0	0	0	0

E. TYPE OF SUSPECTED INFRINGEMENTS DETECTED DURING THE JOINT CONTROL OPERATIONS BY FISHING VESSEL FLAG

	Infringement Category	Number
01	Not fulfilling of obligations to record and report catch or catch related data, including data to be transmitted by satellite vessel monitoring system	47
02	Use of prohibited or non-compliant gear according to EU legislation	10
03	Falsification or concealing of markings, identity or registration	0
04	Concealing, tampering or disposal of evidence relating to an investigation	0
05	Taking on board, transshipping or landing of undersized fish in contravention of the legislation in force	4
06	Carrying out of fishing activities in the area of a regional fisheries management organisation in a manner inconsistent with or in contravention of the conservation and management measures of that organisation	-
07	Fishing without a valid license, authorisation or permit issued by the flag State or the relevant coastal State	1
08	Fishing in a closed area or during a closed season, without or after attainment of a quota or beyond a closed depth	0
09	Directed fishing for a stock which is subject to a moratorium or for which fishing is prohibited	1
10	Obstruction of work of officials in the exercise of their duties in inspecting for compliance with the applicable conservation and management measures or the work of observers in the exercise of their duties of observing compliance with the applicable Union rules	2
11	Transshipping to or participating in joint fishing operations with, support or resupply of fishing vessels identified as having engaged in IUU fishing under Regulation (EC) No 1005/2008, in particular those included in the Union IUU vessel list or in the IUU vessel list of a regional fisheries management organisation	0
12	Use of a fishing vessel with not nationality and that is therefore a stateless vessel in accordance with international law	0
13	The non-transmission of a landing declaration or a sales note when the landing of the catch has taken place in the port of a third country	0
14	The manipulation of an engine with the aim of increasing its power beyond the maximum continuous engine power according to the engine certificate	0
15	The failure to land any species subject to a quota caught during a fishing operation, unless such landing would be contrary to obligations provided for in the rules of the common fisheries policy in fisheries or fishing zones where such rules apply.	0
16	Others	6
TOTAL		71

3. NAFO & NEAFC

3.1. NAFO JDP 2014 – Activity records

Joint Deployment Plan	NAFO 2014
Reporting period	From 1 January until 31 December, 2014
Participation	Germany (DE), Denmark (DK), Estonia (EE), France (FR), United Kingdom (UK), Ireland (IE), Lithuania (LT), Latvia (LV), Portugal (PT), Spain (ES), Sweden (SE), the Netherlands (NL) and Poland (PL)
Operational area	NAFO Regulatory Area

A. DEPLOYED CONTROL MEANS

EU Member State	Patrol Vessel	Participation in exchanges			
	Days at sea	Joint teams at sea		Mixed teams ashore	
		Man-days deployed	Man-days hosted	Man-days deployed	Man-days hosted
DE	9	-	18	-	-
ES	40	-	40	-	18
EE	-	21	-	-	-
UK	-	-	-	4	-
LT	-	30	-	-	-
LV	-	9	-	-	-
POL	-	19	-	-	-
PRT	30	-	60	3	-
TOTAL	79	79	118	7	18

B. JOINT CONTROL ACTIVITIES CARRIED OUT BY PARTICIPATING MS

Type of Activity	Indicator	EU Member State			TOTAL
		DE	ES	PT	
Sea-based Surveillance	Sightings reported by FPV	8	37	17	62
Sea-based control	Number of inspections by FPV	6	18	9	33
Land-based control	Number of inspections by mixed teams in MS	-	1	-	1

C. RESULTS OF CONTROL ACTIVITIES

Type of Activity	Indicator	Flag State (FS) of Vessel (F/V)						TOTAL
		ES	EE	PT	FO	RU	US	
Sea-based control	Number of F/V inspected by FS	9	3	14	2	3	2	33
	Number of F/V with suspected infringement	-	-	-	1	-	-	1
	Total number of suspected infringements	-	-	-	3	-	-	3
Land-based control	Number of F/V inspected by FS	-	-	1	-	-	-	1
	Number of F/V with suspected infringement	-	-	1	-	-	-	1
	Total number of suspected infringements	-	-	2	-	-	-	2

D. TYPE OF SUSPECTED INFRINGEMENTS DETECTED DURING THE JOINT CONTROL OPERATIONS

Infringement category		Number
01	Not fulfilling of obligations to record and report catch or catch related data, including data to be transmitted by satellite vessel monitoring system	2
02	Use of prohibited or non-compliant gear according to EU legislation	
03	Falsification or concealing of markings, identity or registration	
04	Concealing, tampering or disposal of evidence relating to an investigation	
05	Taking on board, transshipping or landing of undersized fish in contravention of the legislation in force	
06	Carrying out of fishing activities in the area of a regional fisheries management organisation in a manner inconsistent with or in contravention of the conservation and management measures of that organisation	3
07	Fishing without a valid license, authorisation or permit issued by the flag State or the relevant coastal State	
08	Fishing in a closed area or during a closed season, without or after attainment of a quota or beyond a closed depth	
09	Directed fishing for a stock which is subject to a moratorium or for which fishing is prohibited	
10	Obstruction of work of officials in the exercise of their duties in inspecting for compliance with the applicable conservation and management measures or the work of observers in the exercise of their duties of observing compliance with the applicable Union rules	
11	Transshipping to or participating in joint fishing operations with, support or resupply of fishing vessels identified as having engaged in IUU fishing under Regulation (EC) No 1005/2008, in particular those included in the Union IUU vessel list or in the IUU vessel list of a regional fisheries management organisation	
12	Use of a fishing vessel with not nationality and that is therefore a stateless vessel in accordance with international law	
13	The non-transmission of a landing declaration or a sales note when the landing of the catch has taken place in the port of a third country	
14	The manipulation of an engine with the aim of increasing its power beyond the maximum continuous engine power according to the engine certificate	
15	The failure to land any species subject to a quota caught during a fishing operation, unless such landing would be contrary to obligations provided for in the rules of the common fisheries policy in fisheries or fishing zones where such rules apply.	
16	Others	
TOTAL		5

3.2. NEAFC JDP 2014 – Activity records (Southern Area)

Joint Deployment Plan	NEAFC 2014
Reporting period	From 1 January until 31 December, 2014
Participation	Germany (DE), Denmark (DK), Estonia (EE), France (FR), United Kingdom (UK), Ireland (IE), Lithuania (LT), Latvia (LV), Portugal (PT), Spain (ES), Sweden (SE), the Netherlands (NL) and Poland (PL)
Operational area	NAFO Regulatory Area

A. DEPLOYED CONTROL MEANS

MS	Patrol Vessel	Aircraft	Participation in exchanges			
	Days at sea	No of Flights	Joint teams at sea		Mixed teams ashore	
			Man-days deployed	Man-days hosted	Man-days deployed	Man-days hosted
DE	60	-	-	120	-	-
DK	15	-	-	30	-	-
ES	40	-	-	40	-	-
EE	-	-	14	-	-	-
FR	-	-	20	-	-	-
UK	3	2	-	-	-	-
IE	10	23	-	-	-	-
LT	-	-	20	-	-	-
LV	-	-	-	-	-	-
NL	-	-	-	-	-	-
POL	-	-	35	-	-	-
PRT	-	-	26	-	-	-
SE	-	4	-	-	-	-
TOTAL	128	29	115	190	-	-

B. JOINT CONTROL ACTIVITIES CARRIED OUT BY PARTICIPATING MS

Type of Activity	Indicator	EU Member State						TOTAL
		DE	DK	ES	UK	IE	SE	
Surveillance	Sightings reported by aircraft	-	-	-	7	51	5	63
	Sightings reported by FPV	135	29	191	1	21	-	377
Sea-based control	Number of inspections by FPV	31	20	13	1	10	-	75

C. RESULTS OF CONTROL ACTIVITIES

Type of Activity	Indicator	Flag State of vessel									TOTAL
		DE	ES	UK	LT	LV	FO	NO	RU	KN	
Sea-based control	Number of F/V inspected by FS	1	7	1	2	2	15	8	37	2	75
	Number of F/V with suspected infringement	-	-	-	-	-	7	-	-	-	7
	Total number of suspected infringements	-	-	-	-	-	16	-	-	-	16

D. TYPE OF SUSPECTED INFRINGEMENTS DETECTED DURING THE JOINT CONTROL OPERATIONS

Infringement Category		Number
01	Not fulfilling of obligations to record and report catch or catch related data, including data to be transmitted by satellite vessel monitoring system	11
02	Use of prohibited or non-compliant gear according to EU legislation	
03	Falsification or concealing of markings, identity or registration	
04	Concealing, tampering or disposal of evidence relating to an investigation	
05	Taking on board, transshipping or landing of undersized fish in contravention of the legislation in force	
06	Carrying out of fishing activities in the area of a regional fisheries management organisation in a manner inconsistent with or in contravention of the conservation and management measures of that organisation	2
07	Fishing without a valid license, authorisation or permit issued by the flag State or the relevant coastal State	3
08	Fishing in a closed area or during a closed season, without or after attainment of a quota or beyond a closed depth	
09	Directed fishing for a stock which is subject to a moratorium or for which fishing is prohibited	
10	Obstruction of work of officials in the exercise of their duties in inspecting for compliance with the applicable conservation and management measures or the work of observers in the exercise of their duties of observing compliance with the applicable Union rules	
11	Transshipping to or participating in joint fishing operations with, support or resupply of fishing vessels identified as having engaged in IUU fishing under Regulation (EC) No 1005/2008, in particular those included in the Union IUU vessel list or in the IUU vessel list of a regional fisheries management organisation	
12	Use of a fishing vessel with not nationality and that is therefore a stateless vessel in accordance with international law	
13	The non-transmission of a landing declaration or a sales note when the landing of the catch has taken place in the port of a third country	
14	The manipulation of an engine with the aim of increasing its power beyond the maximum continuous engine power according to the engine certificate	
15	The failure to land any species subject to a quota caught during a fishing operation, unless such landing would be contrary to obligations provided for in the rules of the common fisheries policy in fisheries or fishing zones where such rules apply.	
16	Others	
TOTAL		16

4. Western Waters

4.1. Western Waters JDP 2014 – Activity records (Southern Area)

Joint Deployment Plan	PELAGIC FISHERIES IN WESTERN WATERS 2014		
Joint Campaign	2014-02		
Reporting period	From 6 January until 19 December, 2014		
Participation	Spain (ES), France (FR) and Portugal (PT)		
Operational area	EU waters of ICES sub-areas VIII & IX and of CECAF 34.1.11		
Coordination Centre in Charge (CCIC)	MS in charge	Week	CCiC location
	FR (non-core)	2-7	EFCA
	FR	8-10	FR
	ES	11-18	ES
	PT	19-24	EFCA
	PT (non-core)	25-35	EFCA
	PT	36-37	EFCA
	EFCA	38-40	EFCA
	FR	41-44	FR
	ES(non-core)	45-51	ES

A. SUMMARY OF ACTIVITY

- Land-based inspections

Around 9.913 tons of catches of JDP pelagic species were controlled at landing. The breakdown by species is as follows:

JDP species (alpha3-code)	Weight (tons)	% of total
Anchovy (ANE)	602	6%
Herring (HER)	n/a	0%
Horse-mackerel (JAX)	1,992	20%
Mackerel (MAC)	6,247	63%
Blue whiting (WHB)	1,072	11%
TOTAL	9,913	100%

In total, there were 289 suspected infringements reported out of 2082 inspections carried out at landing/transport.

- Sea-based inspections

Around 1.745 tons of catches of JDP pelagic species were inspected at sea. The breakdown by species is as follows:

JDP species (alpha3-code)	Weight (tons)	% of total
Anchovy (ANE)	146	8%
Herring (HER)	n/a	0%
Horse-mackerel (JAX)	76	4%
Mackerel (MAC)	1,442	83%
Blue whiting (WHB)	81	5%
TOTAL	1,745	100%

In total, there were 35 suspected infringements reported out of 293 inspections carried out at sea.

B. DEPLOYED CONTROL MEANS

MS	Patrol Vessel		Aircraft	Participation in exchanges			
	Days at sea		N° of Flights	Joint teams at sea		Mixed teams ashore	
	Core	Associated		Man-days deployed	Man-days hosted	Man-days deploy ed	Man-days hosted
ES	55	58	26	11	19	0	10*
FR	41	43	0	12	11	0	0
PT	0	2	0	7	0	0	0
DE	0	0	0	0	0	5*	0
UK	0	0	0	0	0	5*	0
TOTAL	96	103	26	30	30	10	10

* 10 man-days hosted from Campaign North are also included

C. JOINT CONTROL ACTIVITIES CARRIED OUT

Type of activity	Indicator	EU Member State			TOTAL
		ES	FR	PT	
Surveillance	Sightings reported by aircraft	213	0	0	213
	Sightings reported by FPV	7	0	0	7
Sea-based control	Number of inspections by FPV	209	82	2	293
	Number of targeted inspections by FPV	0	10	0	10
Land-based control (vessels)	Number of inspections in MS	1,790*	97	57	1,944
	Number of targeted inspections in MS	0	0	0	0
Land-based control (transports)	Number of inspections in MS	134	0	4	138
	Number of targeted inspections in MS	0	0	0	0

* Includes 40 inspections on premises/markets etc.

D. RESULTS OF CONTROL ACTIVITIES

Type of Activity	Indicator	Flag State of fishing vessel/transport						TOTAL
		ES	FR	UK	IE	NL	PT	
SEA	Number of F/V inspected by FS	209	45	1	0	0	38	293
	Number of F/V with suspected infringement	21	7	0	0	0	5	33
	Total number of suspected infringements	23	7	0	0	0	5	35
	Total number of targeted inspections	0	10	0	0	0	0	10
LAND	Number of F/V inspected by FS	1,603	100	0	2	3	236	1,944
	Number of F/V with suspected infringement	187	13	0	0	0	25	225
	Total number of suspected infringements	224	16	0	0	0	36	277
TRANSPORT	Number of Transport Inspections	134	-	-		0	4	138
	Number of trucks with suspected infringement	10	-	-		0	2	12
	Total number of suspected infringements	11	-	-		0	2	13

E. TYPE OF SUSPECTED INFRINGEMENTS DETECTED DURING THE JOINT CONTROL OPERATIONS⁷⁰

Suspected Infringement Category		Number
01	Not fulfilling of obligations to record and report catch or catch related data, including data to be transmitted by satellite vessel monitoring system	209
02	Use of prohibited or non-compliant gear according to EU legislation	23
03	Falsification or concealing of markings, identity or registration	
04	Concealing, tampering or disposal of evidence relating to an investigation	
05	Taking on board, transshipping or landing of undersized fish in contravention of the legislation in force	5
06	N/A	
07	Fishing without a valid license, authorisation or permit issued by the flag State or the relevant coastal State	
08	Fishing in a closed area or during a closed season, without or after attainment of a quota or beyond a closed depth	5
09	Directed fishing for a stock which is subject to a moratorium or for which fishing is prohibited	
10	Obstruction of work of officials in the exercise of their duties in inspecting for compliance with the applicable conservation and management measures or the work of observers in the exercise of their duties of observing compliance with the applicable Union rules	13
11	Transshipping to or participating in joint fishing operations with, support or resupply of fishing vessels identified as having engaged in IUU fishing under Regulation (EC) No 1005/2008, in particular those included in the Union IUU vessel list or in the IUU vessel list of a regional fisheries management organisation	
12	Use of a fishing vessel with not nationality and that is therefore a stateless vessel in accordance with international law	
13	The non-transmission of a landing declaration or a sales note when the landing of the catch has taken place in the port of a third country	
14	The manipulation of an engine with the aim of increasing its power beyond the maximum continuous engine power according to the engine certificate	
15	The failure to land any species subject to a quota caught during a fishing operation, unless such landing would be contrary to obligations provided for in the rules of the common fisheries policy in fisheries or fishing zones where such rules apply.	
16	Others	69
TOTAL		324

⁷⁰ Infringements typified under group 06 are not included as they refer to specific RFMO ones.

4.2. Western Waters JDP 2014 – Activity records (Northern Area)

Joint Deployment Plan	PELAGIC FISHERIES IN WESTERN WATERS 2014		
Joint Campaigns	2014-01		
Reporting period	From 6 January until 19 December 2014		
Participation	Germany (DE), Denmark (DK), Estonia (EE), France (FR), United Kingdom (UK), Ireland (IE), Lithuania (LT), Latvia (LV), the Netherlands (NL) and Poland (PL)		
Operational area	EU waters of ICES sub-areas V, VI and VII		
Coordination Centre in Charge (CCIC)	MS in charge	Week	CCiC location
	UK	2-9	UK
	IE	10-18	IE
	NL	19-22	EFCA
	UK (non –core)	23-27	EFCA
	NL (non-core)	28-37	EFCA
	IE	38-45	IE
	FR	46-49	FR
	FR (non-core)	50-51	FR

A. SUMMARY OF ACTIVITY

- Land-based activity

Around 232.385 tons of catches of JDP pelagic species were monitored at landing. The breakdown by species as follows:

JDP species (alpha3-code)	Weight (tons)	% of total
Anchovy (ANE)	n/a	0%
Herring (HER)	13,185	6%
Horse-mackerel (JAX)	29,441	13%
Mackerel (MAC)	108,142	46%
Blue whiting (WHB)	81,617	35%
TOTAL	232,385	100%

In total, there were 7 suspected infringements reported out of 580 inspections carried out at landing.

- Sea-based activity

Around 33.951 tons of catches of JDP pelagic species were inspected at sea. The breakdown by species is as follows:

JDP species (alpha3-code)	Weight (tons)	% of total
Anchovy (ANE)	61	0.2%
Herring (HER)	806	2.4%
Horse-mackerel (JAX)	12,165	35.8%
Mackerel (MAC)	5,215	15.4%
Blue whiting (WHB)	15,704	46.3%
TOTAL	33,951	100.0%

In total, there were 17 suspected infringements reported out of 109 inspections carried out at sea.

B. DEPLOYED CONTROL MEANS

MS	Patrol Vessel		Aircraft	Participation in exchanges			
	Days at sea		N° of Flights	Joint teams at sea		Mixed teams ashore	
	Core	Associated		Man-days deployed	Man-days hosted	Man-days deployed	Man-days hosted
DE	13	-	-	-	-	-	-
DK	-	-	-	-	-	5	5*/ 5
FR	26	240	3	-	-	-	5
UK	37	150	26	-	-	10	-
IE	98	253	33	3	-	-	5
NL	10	-	-	-	3	-	-
PT						5*	
TOTAL	184	643	62	3	3	20	20

* 5 man-days hosted from Campaign South are also included

C. JOINT CONTROL ACTIVITIES CARRIED OUT

Type of control activity	Indicator	EU Member State						TOTAL
		DE	DK	FR	UK	IE	NL	
Surveillance	Sightings reported by aircraft	0	0	1	141	72	0	214
	Sightings reported by FPV	4	0	1	39	11	1	56
Sea-based control	Number of inspections by FPV	1	0	62	5	38	3	109
	Number of targeted inspections by FPV	0	0	1	0	1	0	2
Land-based control (vessels)	Number of inspections in MS	0	12	40	56	465	7	580
	Number of targeted inspections in MS	0	0	1	0	0	0	1
Land-based control (transports)	Number of inspections in MS	0	0	0	0	0	0	0

D. RESULTS OF CONTROL ACTIVITIES

Type of Activity	Indicator	Flag State of vessel/transport										TOTAL
		BE	DE	DK	FR	UK	IE	LT	NL	FO	NO	
SEA	Number of F/V inspected by FS	1	4	9	54	4	13	2	11	1	10	109
	Number of F/V with suspected infringement	0	0	0	10	0	1	0	3	0	0	14
	Total number of suspected infringements	0	0	0	11	0	2	0	4	0	0	17
	Total number of targeted inspections	0	0	0	1	0	1	0	0	0	0	2
LAND	Number of F/V inspected by FS	0	0	18	35	65	410	1	10	0	41	580
	Number of F/V with suspected infringement	0	0	0	5	0	0	0	0	0	0	5
	Total number of suspected infringements	0	0	0	7	0	0	0	0	0	0	7
	Total number of targeted inspections	0	0	0	1	0	0	0	0	0	0	1

E. TYPE OF SUSPECTED INFRINGEMENTS DETECTED DURING THE JOINT CONTROL OPERATIONS

Suspected Infringement Category		Number
01	Not fulfilling of obligations to record and report catch or catch related data, including data to be transmitted by satellite vessel monitoring system	10
02	Use of prohibited or non-compliant gear according to EU legislation	1
03	Falsification or concealing of markings, identity or registration	-
04	Concealing, tampering or disposal of evidence relating to an investigation	-
05	Taking on board, transshipping or landing of undersized fish in contravention of the legislation in force	-
06	Carrying out of fishing activities in the area of a regional fisheries management organisation in a manner inconsistent with or in contravention of the conservation and management measures of that organisation	-
07	Fishing without a valid license, authorization or permit issued by the flag State or the relevant coastal State	-
08	Fishing in a closed area or during a closed season, without or after attainment of a quota or beyond a closed depth	3
09	Directed fishing for a stock which is subject to a moratorium or for which fishing is prohibited	-
10	Obstruction of work of officials in the exercise of their duties in inspecting for compliance with the applicable conservation and management measures or the work of observers in the exercise of their duties of observing compliance with the applicable Union rules	1
11	Transshipping to or participating in joint fishing operations with, support or resupply of fishing vessels identified as having engaged in IUU fishing under Regulation (EC) No 1005/2008, in particular those included in the Union IUU vessel list or in the IUU vessel list of a regional fisheries management organization	-
12	Use of a fishing vessel with not nationality and that is therefore a stateless vessel in accordance with international law	-
13	The non-transmission of a landing declaration or a sales note when the landing of the catch has taken place in the port of a third country	-
14	The manipulation of an engine with the aim of increasing its power beyond the maximum continuous engine power according to the engine certificate	-
15	The failure to land any species subject to a quota caught during a fishing operation, unless such landing would be contrary to obligations provided for in the rules of the common fisheries policy in fisheries or fishing zones where such rules apply.	-
16	Others	9
TOTAL		24

5. MED JDP 2014 – Activity records

Joint Deployment Plan	Med 2014	
Reporting period	From 01/01 to 31/12/2014	
Participation	Croatia (HR), Cyprus (CY), France (FR), Greece (EL), Italy (IT), Malta (MT), Portugal (PT), Slovenia(SI) Spain (ES)	
Operational area	ICES sub-areas VII, VIII, IX, and X, CECAF sub area 34.1.2 and FAO areas 37.1, 37.2 and 37.3, GSA17	
Coordination Centre in Charge	MS	Number of weeks
	EFCA	48
	FR	4

A. DEPLOYED CONTROL MEANS

EU Member State	Patrol Vessel		Aircraft	Exchanges of Inspectors			
	Days at sea			Joint Teams at sea		Mixed Teams ashore	
	Core	Associated	No of Flights	Man-days Deployed	Man-days Hosted	Man-days Deployed	Man-days Hosted
HR	15	n.a.	2	9	20	19	13
CY	11	n.a.	0	0	3	0	6
FR	42	n.a.	4	13	17	36	0
EL	13	n.a.	6	5	0	9	0
IT	31	n.a.	5	14	14	21	24
MT	8	n.a.	7	6	2	5	39
ES	39	n.a.	7	21	13	5	35
PT	0	n.a.	0	0	0	5	0
SI	2	n.a.	0	2	4	4	6
TOTAL	160	n.a.	31	70	83	104	123

B. JOINT CONTROL ACTIVITIES CARRIED OUT BY PARTICIPATING MS

Type of Activity	Indicator	EU Member State									TOTAL
		HR	CY	FR	EL	IT	MT	PT	ES	SI	
Surveillance	Sightings reported by aircraft	21	0	31	27	19	72	0	51	0	221
	Sightings reported by FPV	0	0	0	0	0	0	0	0	0	0
Sea-based control	Number of inspections by FPV	46	15	53	36	71	35	0	43	12	311
Land-based control	Number of inspections in MS	42	3	4	24	44	14	0	22	18	171

C. RESULTS OF CONTROL ACTIVITIES BY INSPECTION TYPE FLAG

Type of Activity	Indicator	Flag of the inspected vessel/transport/market/farm/trap										TOTAL
		HR	CY	FR	EL	IT	MT	PT	ES	SI	Non-EU	
SEA	Number of F/V inspected by FS	46	16	35	36	77	27	0	40	12	22	311
	Number of F/V with suspected infringement	5	0	3	20	7	0	0	6	6	8	55
	Total number of suspected infringements	5	0	3	26	7	0	0	8	6	12	67
LAND	Number of F/V inspected by FS	25	3	0	24	25	14	0	7	0	0	98
	Number of F/V with suspected infringement	4	0	0	0	5	0	0	3	0	0	12
	Total number of suspected infringements	4	0	0	0	5	0	0	3	0	0	12
TRANSPORT	Number of Transport Inspections	2	0	0	0	0	0	0	0	3	0	5
	Number of trucks with suspected infringement	0	0	0	0	0	0	0	0	0	0	0
	Total number of suspected infringements	0	0	0	0	0	0	0	0	0	0	0
MARKET	Number of market Inspections	11	0	4	0	16	0	0	0	15	0	46
	Number of suspected infringement	0	0	0	0	0	0	0	0	0	0	0
	Total number of suspected infringements	0	0	0	0	0	0	0	0	0	0	0
FARMS AND TRAPS	Number of farms and traps Inspections	4	0	0	0	3	0	0	15	0	0	22
	Number of suspected infringement	0	0	0	0	0	0	0	0	0	0	0
	Total number of suspected infringements	0	0	0	0	0	0	0	0	0	0	0

D. TYPE OF SUSPECTED INFRINGEMENTS DETECTED DURING THE JOINT CONTROL OPERATIONS BY FISHING VESSEL FLAG

Infringement Category		Number
01	Falsifying logbook, landing declaration, sales notes, transfer declaration, transport docs or failure to keep or submit these documents as required	26
02	Fishing gear with incorrect or no marks	12
03	Fishing inconsistent/in contravention with RFMO measures - Other	8
04	Fishing in a closed area, closed season or beyond a close depth.	7
05	Use of prohibited or non-compliant fishing gear	6
06	Absence or inappropriate Pilot ladder	5
07	Other	5
08	Operate without VMS, ERS or AIS system	2
09	Failure to comply with notification provisions (Exit, Entry, landings, transshipments, catches, pre-notification, etc.)	2
10	Falsifying, deleting or concealing the markings, identity or registration of a fishing vessel	2
11	Fishing without a valid license, fishing permit or authorisation or with falsified documentation	2
12	Taking on board, transshipping or landing of undersized fish in contravention of the legislation in force	1
13	Multiple violations which taken together constitute a serious disregard of measures in force pursuant to the ICCAT area	1
TOTAL		79

6. EFCA 2014 training activities summary

AREA	TYPE OF ACTION	ACTION	DATE(S)	PLACE	PARTICIPANTS	Participating MS
MED / Black Sea	JDP Operational workshop	Black sea regional workshop for trainers	5-6 March	Vigo (ES)	8	BG, RO
	Workshop for best practice	Seminar for national trainers - BFT & SWO	10-12 March	Vigo	16	HR, CY, FR, IT, MT, PT, ES
	Workshop for best practice	MED-Adriatic Training for trainers	1-2 April	Porec (HR)	14	IT, HR, SI
	Assistance to MS	Support to national BFT workshops (CY) Implementation of the Core Curricula	1-2 April	Nicosia (CY)	15	CY
	Assistance to MS	Support to national BFT workshops (RO)	7-9 April	Bucharest (RO)	14	RO
	Assistance to MS	Support to national BFT workshops (BG)	10-11 April	Varna (BG)	40	BG
	JDP Operational workshop	Workshop for inspectors to be deployed during sea missions - BFT & Med highly migratory species	28-30 April	Vigo (ES)	25	HR, FR, IT, MT, PT, ES
	Assistance to MS	Support to national BFT workshops (IT)	5-6 May	Rome (IT)	150 (Video conference)	IT
	Assistance to MS	Support to national BFT workshops (FR)	5-7 May	Paris (FR)	20	FR
	JDP Operational workshop	Workshop for "Special joint mixed team" - BFT	13-15 May	Vigo (ES)	12	FR, HR, IT, MT, PT, ES
	Assistance to MS Capacity building	IUU regional workshop for HR and neighbouring countries	3-4 July	Split (HR)	13	IT, HR, PL, SI
	Assistance to MS Capacity building	IUU regional workshop for Med. countries	11 September	Madrid (ES)	9	ES, MT, EL, IT, HR, SI
	Assistance to MS	Support to national training workshop (IT)	22-23 Sept	Livorno (IT)	18	IT
	Assistance to MS	FIS Training	23-24 October	Madrid (ES)	8	ES
	Assistance to MS	Support to national training workshop (MT)	10-14 Nov.	MT	25	MT
NAFO / NEAFC / WW / Atlantic	JDP Operational workshop	Workshop(s) and best practice for NEAFC inspectors	27-28 February	Vigo (ES)	24	DE, IE, ES, FR, EE, DK, NL, PL, PT, LT, UK and LV
	Assistance to MS	Support to national NEAFC workshops (IE)	27 March	Cork (IE)	12	IE
	JDP Operational workshop	Workshop(s) and best practice for Union inspectors in Western waters	3-4 June	Porto (PT)	14	ES, LT, NL, PT, UK
	Assistance to MS	FIS Training	7-8 October	Nantes (FR)	6	FR
	Assistance to MS	FIS Training	9-10 October	Cork (IE)	9	IE
	Assistance to MS	FIS Training	21-22 October	Lisbon (PT)	15	PT
	JDP Operational workshop	Workshop(s) and best practice for NAFO inspectors	26-28 November	Vigo (ES)	20	ES, DE, PL, LV, LT, EE
NS / BS	JDP Operational Workshop	Workshop for inspectors involved in control operations in the NS JDP	1-2 October	Gdansk (PL)	42	DK, DE, EE, FI, LV, LT, PL, SE
	JDP Operational Workshop	Workshop for inspectors involved in control operations in the NS JDP	7-9 October	Karlskrona (SE)	15	BE, DE, DK, FR, IE, UK, SE
	EFCA Workshop Capacity building	IUU regional workshop for NS/BS MS	15 October	London (UK)	15	DK, FI, FR, IE, NL, SE, UK
	Assistance to MS	FIS Training	16-17 October	Echt (NL)	6	NL
	Assistance to MS	FIS Training	21-22 October	Hamburg (DE)	2	DE

ANNUAL REPORT 2014

	Assistance to MS	FIS Training	23-24 October	Copenhagen (DK)	17	DK
	Assistance to MS	Support to national training workshop (BE)	20-24 October	Oostende (BE)	7	BE
	Assistance to MS	FIS training	18-19 November	Vilnius (LT)	4	LT
	Assistance to MS	FIS training	20-21 November 2014	Warsaw (PL)	9	PL
	Assistance to MS	FIS training	24-25 November	Helsinki (FI)	8	FI
	Assistance to MS	FIS training	25-26 November	Tallinn (EE)	7	EE
	Assistance to MS	FIS training	26-27 November	Gothenburg (SE)	9	SE
	Assistance to MS	FIS training	27-28 November	Riga (LV)	3	LV
	Assistance to MS	FIS training	2-3 December	Oostende (BE)	6	BE
	Assistance to MS	FIS training	16-17 December	Newcastle (UK)	6	UK
	Assistance to MS	FIS training				
Landlocked MS	Assistance to MS	IUU regional workshop for landlocked MS	21-22 May	Vienna (AT)	10	AT, CZ, HR, HU, LU, SK
All MS	EFCA Workshop Capacity building	Implementation of the Core Curricula	26 February	VIGO (ES)	18	BE, DE, DK, EE, ES, FR, HR, IT, LT, NL, PL, SE, UK
	EFCA Workshop	Seminar for Coordination Centres in Charge (CCIC) of JDP campaigns Use of FIS in JDPs	28-30 Oct	Vigo (ES)	7	ES, PT, DE, NL,
	EFCA Workshop Capacity building	IUU plenary session	4-5 Nov	Vigo (ES)	37	AT, BG, CZ, DE, DK, EE, ES, FR, HU, HR, IT, LU, LT, LV, MT, NL, PL, SE, SK, SI, UK
	EFCA Workshop	Seminar for Coordination Centres in Charge (CCIC) of JDP campaigns/Use of FIS in JDP	11-12 Dec	Vigo (ES)	12	LT, BE, DK, FI, SE, NL, DE, FR
Third countries	Assistance to the Commission Capacity building	IUU capacity building mission	27-31 January	Curacao	10	-
		SFPAs capacity building mission	1-3 July	Ivory Coast	23	FR
		SFPAs capacity building mission	1-5 September	Gabon	7	ES
		IUU capacity building mission	6-8 October	Korea	45	-
		SFPAs capacity building mission	18-21 November	Cape Verde	30	PT
TOTAL	-	No of events: 47	No of days: 108	-	No of participants: 842 (incl. 150 video conf.)	No of Member States: 28 No of third countries: 5

Annex II. Statistics on financial management

Summary Results

Description	Result/ Figures of the period	
	2014	2013
Budget implementation % of commitment appropriations	99.1%	98.6%
Budget implementation % of payment appropriations	88.4%	83.9%
Implementation of carried over appropriations (C8)	95.7%	90.5%
Cancelled/ De-committed C8 % of total Carry forward	4.3%	9.5%
Payment delay	0.1%	5.0%

Budget implementation (C1)

STAFF EXPENDITURE				Commitments (€)			Payments (€)			Carried Forward	
Chapter	Description	Voted Budget 2014	Transfers	CA ⁷¹	Committed	%	PA ⁷²	Paid	%	€	%
1 1	Staff in active employment	5,992,359	- 334,178	5,658,181	5,623,257	99%	5,658,181	5,576,951	99%	46,305	1%
1 2	Expenditure related to recruitment	110,000	- 1,954	108,046	83,442	77%	108,046	79,842	74%	3,600	3%
1 3	Administrative missions and duty travel	100,000	- 25,000	75,000	73,100	97%	75,000	65,904	88%	7,196	10%
1 4	Socio-medical infrastructure, training	140,000	900	140,900	136,688	97%	140,900	96,293	68%	40,395	29%
1 7	Reception and representation expenses	2,000	-	2,000	402	20%	2,000	402	20%	-	0%
	TOTAL TITLE I	6,344,359	- 360,233	5,984,126	5,916,889	99%	5,984,126	5,819,393	97%	97,496	2%

⁷¹ CA: Commitment Appropriations

⁷² PA: Payment Appropriations

ADMINISTRATIVE EXPENDITURE				Commitments (€)			Payments (€)			Carried Forward	
Chapter	Description	Voted Budget 2014	Transfers	CA ⁷³	Committed	%	PA ⁷⁴	Paid	%	€	%
2 0	Rental of building and associated costs	342,000	-46,742	295,258	294,779	100%	295,258	263,737	89%	31,041	11%
2 1	Data processing expenditure and associated costs	272,000	295,775	567,775	565,754	100%	567,775	345,665	61%	220,089	39%
2 2	Movable property and associated costs	32,000	116,224	148,224	147,616	100%	148,224	138,190	93%	9,427	6%
2 3	Current administrative expenditure	22,000	1,746	23,746	23,518	99%	23,746	21,768	92%	1,750	7%
2 4	Postal charges and telecommunications	61,000	11,084	72,084	71,082	99%	72,084	46,561	65%	24,521	34%
2 5	Meeting expenses	56,000	-7,027	48,973	47,623	97%	48,973	47,623	97%	-	0%
2 6	Supplementary Services	320,000	4,754	324,754	317,654	98%	324,754	231,251	71%	86,403	27%
2 7	General Info/Communications	55,000	-15,582	39,418	37,867	96%	39,418	32,710	83%	5,157	13%
	TOTAL TITLE II	1,160,000	360,233	1,520,233	1,505,893	99%	1,520,233	1,127,505	74%	378,388	25%

OPERATIONAL EXPENDITURE				Commitments (€)			Payments (€)			Carried Forward	
Chapter	Description	Voted Budget 2014	Transfers	CA	Committed	%	PA	Paid	%	€	%
3 0	Capacity Building	937,791	-37,200	900,591	898,193	100%	900,591	485,650	54%	412,543	46%
3.1	Operational Coordination	775,000	37,200	812,200	812,140	100%	812,200	718,245	88%	93,895	12%
3.2	Acquisition of means	0	0	0	0	0%	0	0	0%	0	0%
	TOTAL TITLE III	1,712,791	0	1,712,791	1,710,333	100%	1,712,791	1,203,895	70%	506,438	30%

	TOTAL BUDGET	9,217,150	0	9,217,150	9,133,114	99%	9,217,150	8,150,792	88%	982,322	11%
--	---------------------	------------------	----------	------------------	------------------	------------	------------------	------------------	------------	----------------	------------

⁷³ CA: Commitment Appropriations

⁷⁴ PA: Payment Appropriations

Budget implementation (C8)

STAFF EXPENDITURE

Chapter	Description	Carried Forward from 2013	Paid	Cancelled	% cancelled /carry forward
1 1	Staff in active employment	60,292	58,102	2,190	4%
1 2	Expenditure related to recruitment	14,507	13,707	800	6%
1 3	Administrative missions and duty travel	7,321	4,742	2,579	35%
1 4	Socio-medical infrastructure, training	47,848	42,947	4,901	10%
1 7	Reception and representation expenses	-	-	-	0%
	TOTAL TITLE I	129,969	119,498	10,471	8%

ADMINISTRATIVE EXPENDITURE

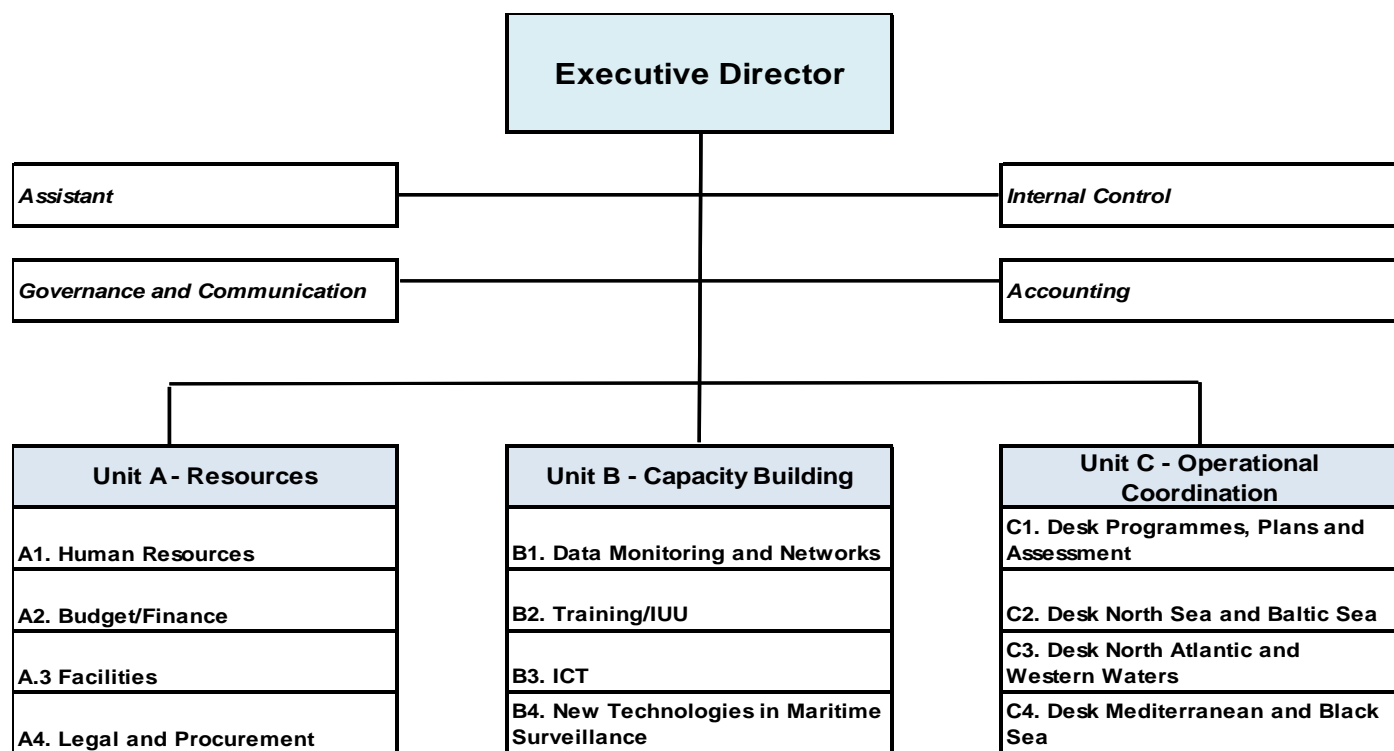
Chapter	Description	Carried Forward from 2013	Paid	Cancelled	% cancelled /carry forward
2 0	Rental of building and associated costs	43,548	40,113	3,435	8%
2 1	Data processing expenditure and associated costs	242,431	238,781	3,650	2%
2 2	Movable property and associated costs	25,182	25,177	5	0%
2 3	Current administrative expenditure	7,935	7,935	-	0%
2 4	Postal charges and telecommunications	21,632	20,456	1,176	5%
2 5	Meeting expenses	7,253	4,740	2,513	35%
2 6	Supplementary Services	69,095	68,626	470	1%
2 7	General Info/Communications	81,516	79,059	2,457	3%
	TOTAL TITLE II	498,592	484,886	13,706	3%

OPERATIONAL EXPENDITURE

Chapter	Description	Carried Forward from 2013	Paid	Cancelled	% cancelled /carry forward
3 0	Capacity Building	595,189	587,330	7,859	1%
3.1	Operational Coordination	139,112	112,606	26,506	19%
3.2	Acquisition of means	0	0	-	0%
	TOTAL TITLE III	734,301	699,937	34,364	5%

	TOTAL BUDGET	1,362,861	1,304,321	58,540	4%
--	---------------------	------------------	------------------	---------------	-----------

Annex III. Organisational chart



Annex IV. Establishment plan

Category	2014			
	Authorised under the EU Budget		Filled as of 31/12/2014	
	officials	TA	officials	TA
AD 16				
AD 15		1		1
AD 14				
AD 13		2		2
AD 12		2		2
AD 11				
AD 10		3		3
AD 9		6		5
AD 8		5		5
AD 7		1		1
AD 6		2		2
AD 5				
Total AD category	0	22	0	22
AST 11				
AST 10		7		7
AST 9		3		3
AST 8		3		3
AST 7		8		8
AST 6		2		3
AST 5		6		3
AST 4				
AST 3		2		1
AST 2				
AST 1				
Total AST category	0	31	0	30
SUBTOTAL	0	53	0	52
TOTAL	53		52	

Annex V. Information on entry levels for each type of post

Information on entry level for each type of post: indicative table

Key functions (examples – terminology to be adjusted to the agency's job titles)	Type of contract (official, TA or CA)	Function group, grade of recruitment (or bottom of the brackets if published in brackets)	Indication whether the function is dedicated to administrative support or operations [subject to definitions used in screening methodology]
e.g. Head of Department, Deputy Director, etc. (please identify which level in the structure it corresponds to taking the Director as level 1)	Not applicable		
e.g. Head of Unit, Head of Business area (please identify which level in the structure it corresponds to taking the Director as level 1)	TA Level 2	AD9	Operational
e.g. Head of Sector (please identify which level in the structure it corresponds to taking the Director as level 1)	TA Level 3	AD7	Operational
e.g. Senior Officer	TA	AD7	Operational
e.g. Officer, Specialist	TA	AD6	Operational
e.g. Junior Officer	TA	AD5	Operational
e.g. Senior Assistant	TA, CA	AST10-11	Support
e.g. Junior Assistant	TA, CA	AST1, FG II	Support
e.g. Head of Administration	TA	AD11	Support
e.g. Head of Human Resources	Not applicable		Support
e.g. Head of Finance	Not applicable		Support
e.g. Head of Communication	Not applicable		Support
e.g. Head of IT	Not applicable		Support
e.g. Webmaster- Editor	Not applicable		
e.g. Secretary	TA, CA	AST/SC1-2, FG II	Support
e.g. Mail Clerk	Not applicable		
e.g. Data Protection Officer	TA	AD6	Support
e.g. Accounting Officer	TA	AD9	Support
e.g. Internal Auditor	Not applicable		Support
e.g. Secretary to the Director	TA	AST4	Support

Annex VI. Human resources by job type

Human resources by job type 2013 and 2014

EFCA carried out a benchmarking exercise following the *Methodology for agencies job screening* which was set up in 2014. The analysis was made for the situation of 2013 and 2014. Its results are displayed in the table below and allow a comparative view on the allocation of human resources (measured by working time - FTE) into predefined types of activities. The financial resources by activity you can find described under each table in the activity fiches and in the ABMS).

Job Type (sub) category	2013 (%)	2014 (%)
Administrative support and Coordination	30	29
Administrative Support	27	25
Coordination	3	4
Operational	57	60
Top level Operational Coordination	3	3
Programme management & Implementation	44	47
Evaluation & Impact assessment	0	1
General Operational	11	8
Neutral	13	11
Finance/Control	13	11
Linguistics	0	0

Annex VII. Specific tables

1. Administrative Board decisions

20th Administrative Board meeting, 13 March 2014, held in Vigo, Spain

- Has adopted the Agenda of the 20th meeting held in Vigo on 13 March 2014
- Has adopted the Annual Report 2013 of EFCA
- Has adopted an amendment to the Multiannual work programme 2014-2018 and Annual work programme for year 2014
- Has endorsed the Focus Group project on compliance with the requirements for accurate recording of discards
- Has adopted the Multiannual Staff Policy Plan of EFCA for years 2015-2017
- Has adopted the Draft Budget and establishment plan of EFCA for 2015
- Has renewed the term of office of the Chair Jörgen Holmquist and Dario Cau as Deputy Chair of EFCA's Administrative Board, both with effect 16 October 2014

21st Administrative Board meeting, 17 October 2014, held in Vigo, Spain

- Has adopted the Agenda of the 21st meeting held in Vigo on 17 October 2014;
- Has elected Mr Reinhard Priebe as Chairperson of the EFCA Administrative Board with effect from 17 October 2014;
- Has endorsed the work done by the Administrative Board Focus Group on Compliance evaluation;
- Has amended the Multiannual work programme 2014-2018 and Annual work programme for year 2014;
- Has adopted the Multiannual work programme 2015-2019 & Annual work programme 2015 together with the Budget and establishment plan of the Agency for 2015;
- Has confirmed the establishment of the Internal Audit Capability (IAC) at EFCA, the sharing of the IAC with EMSA and the practical modalities of the shared IAC as laid down in the SLA concluded with EMSA, and has approved the IAC Audit Plan 2015;
- Has adopted the policy on the prevention and management of conflicts of interest of EFCA;
- Has adopted the anti-fraud strategy of EFCA;

Written procedures

- Decision No 14-W-01 Adoption of General implementing provisions to the Staff Regulations
- Decision No 14-W-02 The election of the Chairperson of the Administrative Board
- Decision No 14-W-03 Adoption of EFCA Final Accounts for year 2013
- Decision No 14-W-04 General Implementing Provisions of Staff Regulations
- Decision No 14-W-05 AB's analysis and assessment of the AO's (ED) Annual Report 2013

2. Procurement**Contracts signed in 2014 (figures only)**

Framework Contracts awarded	5
Of which from an Open Call for Tenders	2
Of which negotiated procedures	3
Contracts implementing Framework Contract	142
Of which Order Forms	107
Of which Specific Contracts	35
Contracts (not framework contracts) awarded	42
Of which Purchase Orders	28
Of which Direct Contracts	14
TOTAL Legal commitments awarded	189

Open calls were 33 % of all procedures 2014

List of Open procedures (above 60 000 €)		
Reference	Volume (as per Contract Notice)	Title
EFCA/2014/B/13	5.3 MEURO	SOFTWARE DEVELOPMENT AND ICT SERVICES LOT 1: software development and maintenance LOT 2: ICT services and Support
EFCA/2014/A/14	3 MEURO	TRAVEL AGENCY SERVICES FOR EFCA
EFCA/2014/ED/12	300 000	COMMUNICATION SERVICES FOR EFCA

Negotiated procedures were 67 % of all procedures 2014

List of Negotiated procedures between 15.000 € and 60.000 €		
Reference	Volume	Title
EFCA/2014/A/09	43 000	EFCA/2014/A/09 Supply of UPS for Power Supply Backup for the EFCA
EFCA/2014/A/06	60 000	Provision of catering services to EFCA
EFCA/2014/B/05	60 000	Provision of mobile telephony services to EFCA
EFCA/2014/B/04	60 000	Provision of Internet Services to EFCA
EFCA/2014/A/03	18 000	Provision of Quality Management System (QMS) Lead Auditor course to EFCA staff
EFCA/2014/A/01	30 000	Provision of STCW'95* Basic Safety Training to EFCA staff *(Seafarers Training, Certification and Watchkeeping)

Annex VIII. Materiality criteria

According to current EC guidelines and reporting instructions as well as best practices, a reservation should be included in the annual declaration of assurance in the context of the annual activity reporting on the basis of the materiality criteria.

Even if no reservation has been issued, the Agency should explain the materiality criteria that are applicable in its operations.

On the basis of the materiality criteria, the Authorizing Officer is enabled to determine significant deficiencies that would lead to a formal reservation in the declaration of assurance.

Types of possible weaknesses that are considered include:

- Significant occurrence of errors in the underlying transactions (legality and regularity) detected during the controls or supervision exercises;
- Significant control system weaknesses;
- Insufficient audit coverage and/or inadequate information from internal control systems;
- Critical issues outlined by the European Court of Auditors, the Internal Audit Service and the OLAF;
- Significant reputational events.

Materiality includes qualitative and quantitative criteria.

From a qualitative point of view, significance of a weakness is judged on the basis of:

- Nature and scope of the weakness;
- Duration of the weakness;
- Existence of satisfactory compensatory measures (mitigating controls);
- Existence of probably effective corrective actions (action plans).

From a quantitative point of view, a weakness is considered material and could lead to reservation if the financial impact or risk of loss is greater than 30,000 EUR which represents 1% of the total budget (excepting salaries) or if it implies a significant reputational risk.

Based on statistical information derived from the magnitude of Agency's financial transactions, EFCA has also defined a practical threshold for disclosing the weaknesses and exceptions in the Annual Report if the financial impact or loss is estimated of being more than 2,500 EUR.

Both the materiality level and the threshold for disclosure are subject for yearly review.

Annex IX. Annual Accounts⁷⁵ 2014

Extract from EFCA Provisional Annual Accounts 2014

(all amounts are in EUR)

BALANCE SHEET @ 31 December 2014	31.12.2014	31.12.2013	Variation
ASSETS			
NON- CURRENT ASSETS	1,156,345	860,659	295,686
Intangible assets	625,531	372,596	252,935
Property, plant and equipment	530,814	488,063	42,751
CURRENT ASSETS	1,246,785	1,754,588	-507,803
Short-term pre-financing	0	0	0
Short-term receivables	178,584	190,003	-11,419
Cash and cash equivalents	1,068,201	1,564,585	-496,384
TOTAL ASSETS	2,403,130	2,615,247	-212,117
LIABILITIES			
NON- CURRENT LIABILITIES	0	0	0
CURRENT LIABILITIES	608,313	758,006	-149,693
Provisions for risks and charges	0	15,573	-15,573
Accounts payable	608,313	742,433	-134,120
TOTAL LIABILITIES	608,313	758,006	-149,693
TOTAL NET ASSETS	1,794,817	1,857,241	-62,424
Accumulated surplus/deficit	1,794,817	1,857,241	-62,424

ECONOMIC OUTTURN ACCOUNT (EOA) of FINANCIAL YEAR 2014	2014	2013	Variation
REVENUES			
Revenues from EU subsidy	9,069,915	8,956,734	113,181
Other non-exchange revenue	7,194	0	7,194
Other exchange revenue	12,108	453	11,655
TOTAL OPERATING REVENUE	9,089,217	8,957,187	132,030
EXPENSES			
Operational expenses	-1,181,380	-1,035,126	-146,254
Administrative expenses	-7,977,922	-7,378,185	-599,737
All Staff expenses	-5,574,000	-5,432,546	-141,454
Fixed assets related expenses	-371,276	-293,011	-78,265
Other administrative expenses	-2,032,646	-1,652,628	-380,018
TOTAL OPERATING EXPENSES	-9,159,302	-8,413,311	-745,991
Interest Income	7,979	0	7,979
Other Financial expenses	-318	-469	151
TOTAL FINANCIAL RESULT	7,661	-469	8,130
ECONOMIC OUTTURN FOR THE YEAR	-62,424	543,407	-605,831

⁷⁵ The information presented above is an extract from EFCA Provisional Annual Accounts 2014 which were due by 1 March 2015. As at the date of issuing this Annual Report 2014 only the Provisional Annual Accounts are available and the amounts above are still subject to further adjustments as a result of the financial audits and of the ex-post controls, the Provisional Annual Accounts are to be distributed in hardcopy during the AB meeting on 5 March 2015 as a separate handover.

Once the EFCA Final Annual Accounts 2014 due by 1 July 2015 will be finalised, they will be submitted to the EFCA AB for approval and they will be published both in the Official Journal and the EFCA website.

Annex X. Executive Director KPIs

Executive Director KPI's		
KPIs in Relation to Operational Objectives		
<ul style="list-style-type: none"> To provide evidence of the Agency performance 		
Deliverable	Target	Achieved
Timely submission of the draft AWP	100%	100%
Percentage of completion of the activities of the AWP	Above 80%	92,4% ⁷⁶
Timely achievement of objectives of the AWP	Above 80%	92,4% ⁷⁷
KPIs in Relation to Management of Financial and Human Resources		
a) To provide evidence of the swift, timely and full use of the financial resources allocated by the budgetary authorities		
Deliverable	Target	Achieved
Rate (%) of C8 appropriations resulting from unplanned carry-forwards from previous year	Under 25%	15%
Rate (%) of outturn (Total payments in year N and carry-forwards to Year N+1, as a % of the total EU funding and fee income, where applicable, received in Year N)	Under 5%	2%
Rate (%) of payments executed within the legal/contractual deadlines	Above 95%	99,9%
b) To provide evidence of timely improvements in the adequacy and effectiveness of internal control systems		
Deliverable	Target	Achieved
Rate (%) of external and accepted internal audit recommendations implemented within agreed deadlines (excluding 'desirable')	100%	100%
c) To provide evidence of the level of staff wellbeing		
Deliverable	Target	Achieved
Average vacancy rate (% of authorised posts of the annual establishment plan which are vacant at the end of the year)	Under 9%	2%
Annual average number of days of sick leave per staff member (excluding week ends and public holidays)	Under 6	9.4 ⁷⁸

⁷⁶ As per table "EFCA activities achievements 2014" under executive summary;

⁷⁷ As per table "EFCA activities achievements 2014" under executive summary;

⁷⁸ The figure reported includes long term sickness (sickness exceeding a month). The average not including long term sickness would be 4.1 days per staff.

Annex XI. Administrative Board's analysis and assessment

The Administrative Board analysed and assessed the Authorising Officer's (Executive Director's) Annual Report for the financial year 2014.

Having regard to Council Regulation (EC) No 768/2005 of 26 April 2005 and subsequent amendments,

Having regard to the Financial Regulation of the European Fisheries Control Agency of 31 December 2013 and in particular Article 47 therein,

Having regard to the Multiannual work programme 2014-2018 and Annual work Programme 2014 adopted by the Administrative Board on 15 October 2013,

The Administrative Board appreciates the results achieved by the Agency and notes in particular the following:

- The Annual Report 2014 provides a faithful and comprehensive account of the work undertaken by the Agency in 2014 and reflects the achievements of the Agency as set in the Multiannual work programme 2014-2018 and Annual work programme 2014 adopted by the Administrative Board on 15 October 2013.
- The efforts of the Agency to assist the Member States and the European Commission in the implementation of the Common Fisheries Policy (CFP). The landing obligation has been to the forefront of the operational priorities.
- Since 2014 all the JDPs are multispecies, multiannual and continuous during the year. The exchanges of Member States inspectors have continued during 2014 and a new Special Mixed Team has been set up in the Mediterranean JDP.
- The achievements of the Focus Groups on compliance evaluation and cost effectiveness framework.
- The assistance to the European Commission and the Member States in the international dimension of the CFP, including in the fight against IUU activities.
- Its concern on the decrease of the exchange of inspectors in the Southern North Sea area.
- Its interest about the practical use of the voluntary cooperation mechanism under article 15 of EFCA's founding regulation.
- The following facts and figures:
 - Five Joint Deployment Plans and a Joint Control Work Programme successfully implemented;
 - Number of coordinated inspections⁷⁹ (at sea and ashore): approx. 12,700;
 - Number of suspected infringements detected: approx. 700⁸⁰;
 - Training, exchange of best practice, assistance to MS and third countries;

⁷⁹ 2014 Provisional data based on the information provided by Member States up to January 2015.

⁸⁰ 2014 Provisional data based on the information provided by Member States up to January 2015.

- Special effort has been undertaken to train Union inspectors, Member States officials and third countries officials. This has led to a considerable rise in the number of trained officials (842), 44% more than in 2013 (585), and the number of courses have risen from 27 in 2013 to 47 in 2014, an increase of 74%.
 - Delivery of the module on “Port Inspection” of the Core Curricula;
 - Support to the European Commission in the preparation and conduction of evaluations/audits in eight countries to prevent deter and eliminate illegal, unreported and unregulated fishing (IUU);
 - The roll out of new collaborative tools as Fishnet, the Electronic Reporting System (ERS), the Electronic Inspection Report system (EIR).
- The budget implementation reached 99.1% for commitment appropriations and 88.4% for payment appropriations;
 - Notes that the Agency implemented the first staff cut in the establishment plan to comply with the Inter-institutional agreement;
 - Acknowledges the information provided under the Annual Report 2014, parts III Building Blocks of Assurance and IV management assurance.

Vigo, 5 March 2015

(Signed)
Reinhard Priebe
Chair of the Administrative Board

Annex XII. List of acronyms and abbreviations

AIS	Automatic Identification Systems
ABB	Activity Based Budgeting
ABC	Activity Based Costing
ABMS	Activity Based Management System
AC	Advisory Council
AWP	Annual Work Programme
BALTFISH	Baltic Sea Fisheries Forum
BCD	Bluefin Tuna Catch Document
BFT	Bluefin Tuna
CA	Contract Agent
CC	Core Curriculum
CCIC	Coordination Centre in Charge
CCDP	Core Curriculum Development platform
CFP	Common Fisheries Policy
CISE	Common Information Sharing Environment
CPC	Contracting Party, Cooperating non-Contracting Party, Entity or Fishing Entity
DeSIRE	Demonstration of Satellites enabling the Insertion of RPAS in Europe (H2020 project)
EAV	European Added Value
EC	European Commission
ECA	European Court of Auditors
EIR	Electronic Inspection Report system
EFCA	European Fisheries Control Agency
EMSA	European Maritime Safety Agency
EP	European Parliament
EPN	European Patrol Network
ERS	Electronic Reporting System
ESA	European Space Agency
EU	European Union
EUSC	European Union Satellite Centre
FIS	Fisheries Information System

FLUX	Fisheries Language for Universal Exchange
FPA	Fisheries Partnership Agreements
FTE	Full-time equivalent (unit to measure the use of human resources)
GFCM	General Fisheries Commission for Mediterranean
IAC	Internal Audit Capability
IAS	Internal Audit Service
ICCAT	International Commission for the Conservation of the Atlantic Tuna
ICC	Internal Control Coordinator
ICES	International Council for the Exploration of the Sea
ICS	Internal Control Standards
ICT (also IT)	Information and Communication Technologies
IMDatE	Integrated Maritime Data Environment
ITIL	Information Technology Infrastructure Library
IUU	Illegal, Unreported and Unregulated fishing
JCR	Joint Research Centre
JDP	Joint Deployment Plan
JISS	Joint Inspection and Surveillance Scheme
KPIs	Key Performance Indicators
LDAC	Long Distance Advisory Council
MCS	Monitoring, Control and Surveillance
MDS	Master Data Reference
MEDAC	Mediterranean Advisory Council
MS	Member States
MSY	Maximum Sustainable Yield
MWP	Multiannual Work Programme
NAFO	Northwest Atlantic Fisheries Organisation
NAFO CEM	NAFO Control and Enforcement Measures
NEAFC	Northeast Atlantic Fisheries Commission
NEREIDS	New Service Capabilities for Integrated and Advanced Maritime Surveillance (FP7-project)
NGO	Non-Governmental Organisation
NSAC	North Sea Advisory Council

PACT	Partnership, Accountability, Cooperation and Transparency
PMO	Paymaster's Office
PNC	Possible Non Compliances
RA	Regulatory Area
RFMO	Regional Fisheries Management Organisation
SARAOS	SAR AIS Observation of the Seas (H2020 project)
SCRS	Standing Committee on Research and Statistics
SCIP	Specific Control and Inspection Programme
SG	Steering Group
SGTEE	Steering Group on training and exchange of practice
SMART	Specific, Measurable, Assignable, Realistic and Time bounded
SMT	Special Mix Team
SOA	Service Oriented Architecture
SSP	Structural Service Provider
TA	Temporary Agent
TAG	Technical Advisory Group
TJDG	Technical Joint Deployment Group
WGTEE	Working Group on training and exchange of practice
VEOS	Validation of Space-Based EO Video Data for European Security Applications (H2020 project)
VMS	Vessel Monitoring System
XML	Extensible Markup Language
XSD	XML Schema Definition

Annex XIII. List of terms and projects

Capacity Building (operational activity). Assistance to the Member States and the European Commission in the area of control, inspection and surveillance, with specific regard to activities enhancing the potential of national enforcement services to apply the rules of the CFP in a uniform and effective manner. These activities include reporting and exchange of data on fishing, control and inspection activities, arranging the accessibility of those data to the Coordination Centre in Charge (CCIC) and Associated Coordination Centres (ACCs), developing and coordinating training programmes, fighting against IUU and the possible acquisition of equipment necessary for the implementation of JDPs or on the request of Member States.

Core Curricula Development Platform (CCDP). This online application supports the collaboration of experts, Member States (MS), the European Commission and EFCA for the development of Core Curricula (CC) training materials. Authorised users are able to exchange, to track comments of the different versions of the documents, and to manage meetings, discussion groups, calendar, news, or announcements.

EFCA Corporate systems: include EFCA website, intranet, e-mail services, file servers and any application developed or used internally in support to internal EFCA activities.

EFCA Electronic Reporting System (ERS). This system will allow EFCA to receive and parse ERS messages, exchange them with the stakeholders involved in JDP operations (CCIC), ensure data quality, integrity and reliability through validation operations, and to provide the user with a set of tools, accessible through a web user interface, to view, search, analyze and produce statistics and reports based on specific criteria.

EFCA Electronic Inspection Report System (EIR). This system will allow EFCA to receive and parse EIR messages, exchange them with the stakeholders involved in JDP operations (CCIC), ensure data quality, integrity and reliability through validation operations, and to provide the user with a set of tools, accessible through a web user interface, to view, search, analyze and produce statistics and reports based on specific criteria.

EFCA E-Learning: After their approval by MS the Core Curricula training modules will be adapted to e-courses and made available on this distance learning platform.

EFCA Vessel Monitoring System (VMS). This system allows EFCA to receive and to exchange VMS data (identity, position and speed of fishing vessels larger than 12 m) to support JDP operations, hence providing a global EU picture within the geographical areas covered by the relevant SCIPs.

FISHNET is the portal to most of EFCA applications (ERS, VMS, EIR, DMS, CCDP, E-training, JADE) and to provide EFCA stakeholders with collaboration tools (e.g. sharing data and documents, exchange information, teleconferencing). This system is designed to support decision making, planning, operational coordination, and assessment of joint control operations, and to promote remote collaboration in support to EFCA activities.

Governance and Representation (functional activity). For the purpose of the functioning of EFCA as an independent EU body, all activities deployed in support of the Administrative Board, the Advisory Board, inter-agency cooperation, representation and communication are considered as EU governance activities. The resources allocated to EFCA's functional activity are linked to the general objectives and are carried out in close connection with its operational activities.

JADE is a web application internally used by the EFCA coordinators to record, manage and report activity on JDPs. JADE stands for Joint deployment plan Activity Database.

Maritime Surveillance Information Systems: Information systems developed in cooperation with external stakeholders to integrate available information sources and data sets within the framework of Integrated Maritime Policy, interagency cooperation and the CISE (Common Information Sharing Environment).

Operational Coordination (operational activity). Organisation of the operational coordination of control activities by Member States for the implementation of specific control and inspection programmes, international control and inspection schemes adopted by Regional Fisheries Management Organisations (RFMOs), and operational plans upon request of two or more Member States.