

MEMO

Main results of the Annual Report of the CFCA for 2009

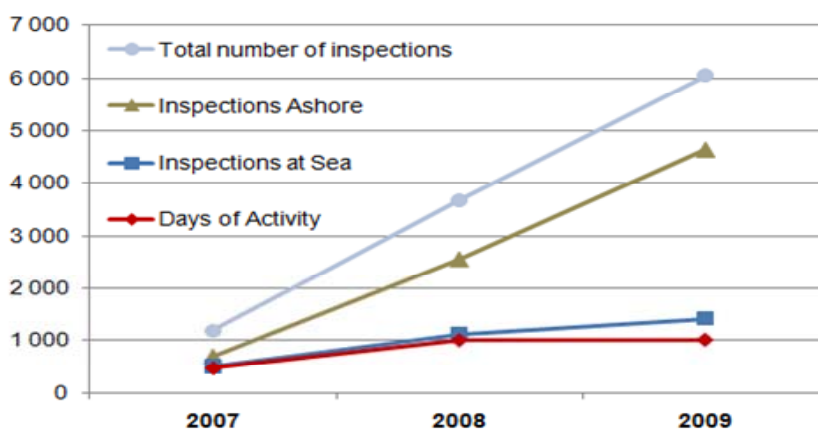
Operational Coordination

Joint Deployment Plans

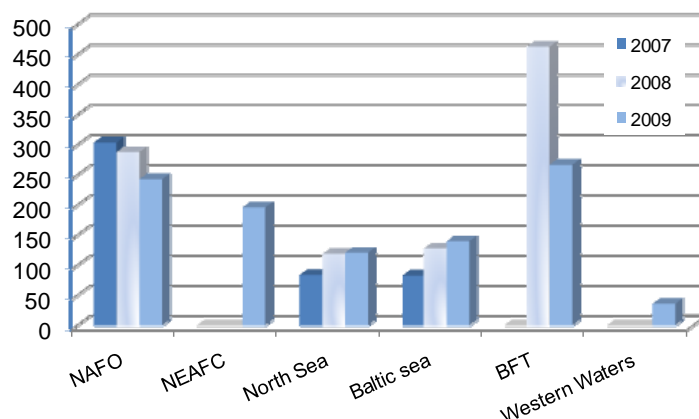
Six Joint Deployment Plans (JDPs) were carried out this year, two more than in 2008. In general terms, the degree of activity has increased considerably; actually, it has been approximately the double of that in 2007. The stocks protected through the coordination of the CFCA in 2009 were the ones in the NAFO and NEAFC Regulatory Area, cod in the North, Baltic Sea, and Western Waters and Bluefin tuna in the Mediterranean and Eastern Atlantic.

In general, there was a marked increase in the number of inspections carried out under the Joint Deployment Plans made through the year. In fact, these inspections have been planned and programmed jointly by the CFCA in coordination with the Member States according to an agreed methodology and many cases performed by mixed team of inspectors of several Member States. Moreover, there was an overall augmentation in detected infringements, which can partially be explained by the increase in the number of operations in certain areas. On the whole, it can be said that cooperation amongst the authorities involved has been very satisfactory.

Key figures for JDPs, 2007-2009



Days of activity per geographical area

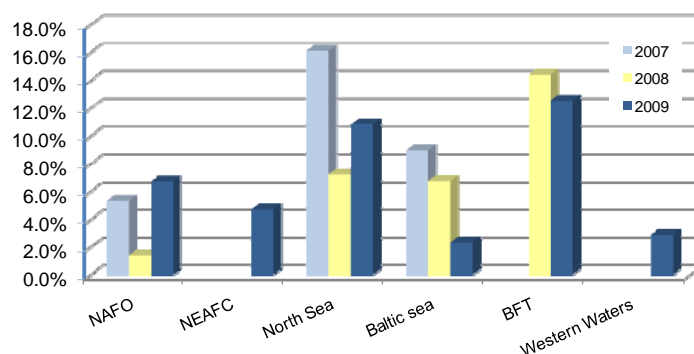


The JDPs can be divided in two clear groups: the ones operating under Community waters, and those operating under Non-Community waters.

Community waters JDPs are organized through periodical joint campaigns, responding to the year-round fisheries. In these campaigns, the number of days has increased slightly compared with 2008, responding to a need to maintain the level of control established by the respective Specific Control and Monitoring programme. The increase observed in days of activity (see above table) is mostly related to start of operations for cod in Western Waters.

In the JDPs affecting waters managed by Regional Fisheries Management Organisations (RFOs) (NAFO, NEAFC and BFT), a decrease of the number of the campaign days in respect of 2008 can be noted. In these JDPs, the fisheries to which a JDP applies takes place during a specific period in the year. The decrease of operational days is linked to a reduction of the fishing activity of the Community fleet in some areas, and to a better planning based on risk analysis and the accumulated experience from the previous JDPs. In fact, an increase of the number of inspections in these areas can be seen despite a reduction of the campaign days, because a proper risk analysis was carried out.

Infringement ratio, per geographical area, 2007-2009





There was an overall increase of the detected infringements, which can partly be explained by the increase in the number of operations in certain areas. The most important point in that respect is the ratio inspections/infringements that can be seen as an indicator of the compliance in the fishery.

In the case of the bluefin tuna fishery, the application of the Fisheries Data Monitoring Centre for the first time allowed to receive data from nine Member States. In addition, the system was receiving VMS data from 12 non EU non Member States that are Contracting Parties of ICCAT. All in all, more than 1.5 million VMS messages were received along the campaign. On the whole, the risk assessment for the control campaign done was quite successful, and the deployment of means in time and space was consistent with the 2009 fishing pattern. Therefore monitoring and control can be considered as effective: all blue fin tuna fishing grounds were surveyed during the right time periods.

In general, it can be concluded that Member States have contributed satisfactorily to the success of the JDP with adequate means, the preparation of inspectors participating during the campaigns is improving, and the risk analysis used in the operations has proven to be very effective.

At the seminar "JDP, The Way Forward", convened by the CFCA in Vigo, the foundations for the implementation of the mid-term strategy adopted by the Administrative Board have been agreed with the Member States and the Commission.

Moreover, in 2009, the CFCA has initiated also its activities in the area of the fight against IUU activities, involving cooperation with the Commission in training of authorities from third countries in two regional seminars and organising training courses for competent authorities of Member States.

Capacity Building

2009 has been the year for launching the Capacity Building activities of the Agency, with data exchange for coordination of joint inspections activities, and a general program for training. Joint procurement of inspection tools were carried out like the purchase of electronic mesh gauges. Specialised training seminars were conducted throughout 2009 directed towards inspectors participating in each of the different Joint Deployment Plans coordinated by the CFCA. In average, each seminar was attended by more than 30 participants from 11 different Member States



Resources

At the end of 2009, there were 49 staff members with 18 different nationalities represented. The percentage of local nationality is 23%. The best represented expatriate nationalities are French, Belgium, Portuguese and Italian. Two Second National Experts were employed on a longer term basis.

CFCA staff	
ES	11
FR	5
BE	6
PT	5
IT	5
DE	3
IE	2
NL	2
UK	1
DK	1
SE	1
EE	1
LT	1
BG	1
EL	1
PL	1
AT	1
FI	1
TOTAL (18)	49